

SOFTWARE

KR C...

Error messages / troubleshooting

KUKA System Software (KSS)

© Copyright **KUKA Roboter GmbH**

This documentation or excerpts therefrom may not be reproduced or disclosed to third parties without the express permission of the publishers. Other functions not described in this documentation may be operable in the controller. The user has no claim to these functions, however, in the case of a replacement or service work.

We have checked the content of this documentation for conformity with the hardware and software described. Nevertheless, discrepancies cannot be precluded, for which reason we are not able to guarantee total conformity. The information in this documentation is checked on a regular basis, however, and necessary corrections will be incorporated in subsequent editions.

Subject to technical alterations without an effect on the function.

PD Interleaf

Contents

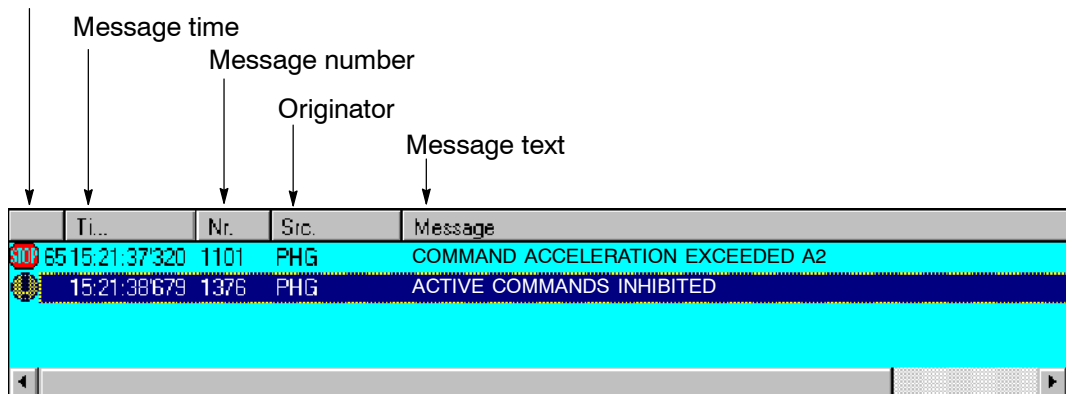
1	Error messages / troubleshooting	4
1.1	Message groups	4
1.2	Message time	4
1.3	Message number	5
1.4	Originator	5
1.5	Message text	5
1.6	List of error messages	5

1 Error messages / troubleshooting

Messages of all categories are displayed in the message window. These can be either informative messages that do not need to be acknowledged or messages that have to be acknowledged.

A message consists of the following items of information, for example:

Message group



1.1 Message groups



Hint messages

provide the operator with explanatory information, for example, if an illegal key has been pressed.



Operational messages

signal the status of the system that has led to a control reaction, e.g. Emergency Stop. The message is cleared once its cause has been eliminated. In some cases, a secondary signal that has to be acknowledged is set for reasons of safety.



Acknowledgement messages

indicate a situation that must in all instances be recognized and acknowledged with the acknowledge key. They are often a consequence of a status (operational) message. An acknowledgement message stops a movement or prevents further operation.



Dialog messages

require confirmation by the operator ("Yes" or "No" softkeys). The message is cleared after it has been confirmed.

1.2 Message time

The message time indicates the time at which the message was generated.

1.3 Message number

With the aid of the message number, the corresponding cause, effect and remedy can quickly be located in the list of error messages.

1.4 Originator

The origin of the error is indicated in this field.

1.5 Message text

The text of the error message is shown here.

1.6 List of error messages

To make it easier to find error messages in the following list, the message number is shown first, unlike on the display. By referring to this message number, it is possible to obtain further information on an error and the appropriate remedial action. This information is subdivided into:

Message text

is the actual text of the error message as displayed.

Cause

gives a detailed description of the cause of the error.

Monitor






indicates when the conditions for generation of the message are checked.








Effect







describes how the controller reacts to the error.


Remedy

describes what action the user can take to eliminate the error.

1		Message text	EMERGENCY STOP
		Cause	<ul style="list-style-type: none"> - Emergency Stop pushbutton pressed. - Emergency Stop initiated by the software.
		Monitor	<ul style="list-style-type: none"> - Cyclic.
		Effect	<ul style="list-style-type: none"> - Path-maintaining stop. - All active commands inhibited.
		Remedy	<ul style="list-style-type: none"> - Check the Emergency Stop pushbutton and Emergency Stop circuit. - Release the Emergency Stop pushbutton. - Rectify and acknowledge the signalled fault.
2		Message text	Internal error
		Cause	<ul style="list-style-type: none"> - Internal KRL software test.
		Monitor	<ul style="list-style-type: none"> - Within the KRL software.
		Effect	<ul style="list-style-type: none"> - All active commands inhibited.
		Remedy	<ul style="list-style-type: none"> - Acknowledge message.
3		Message text	MESSAGE BUFFER OVERFLOW
		Cause	<ul style="list-style-type: none"> - The message buffer, which contains the currently active messages (acknowledgement and status messages), is full up to a specific limit.
		Monitor	<ul style="list-style-type: none"> - Cyclic.
		Effect	<ul style="list-style-type: none"> - Ramp-down braking. - All active commands inhibited.
		Remedy	<ul style="list-style-type: none"> - Rectify and acknowledge the signalled faults.
4		Message text	BUFFER BATTERY VOLTAGE LOW xx
		Cause	<ul style="list-style-type: none"> - Voltage of the backup battery too low.
		Monitor	<ul style="list-style-type: none"> - At "Power off". - Cyclic.
		Effect	<ul style="list-style-type: none"> - The battery voltage is checked when the power is switched off. When the message is displayed, it is necessary to wait until the battery has recharged. Only then may the controller be switched off. - Cyclic -> none.
		Remedy	<ul style="list-style-type: none"> - Change the battery. - After the battery has been charged, the message "Ackn. batt. voltage" is displayed -> acknowledge.
5		Message text	Malfunction <HPU or RCP>
		Cause	<ul style="list-style-type: none"> - KCP defective.
		Monitor	<ul style="list-style-type: none"> - Cyclic.
		Effect	<ul style="list-style-type: none"> - Ramp-down braking. - All active commands inhibited.
		Remedy	<ul style="list-style-type: none"> - Replace KCP.

6		Message text	Transmission error <HPU or RCP>
		Cause	- Fault in KCP connection.
		Monitor	- Cyclic.
		Effect	- Ramp-down braking. - All active commands inhibited.
		Remedy	- Check the KCP cable.
7		Message text	TPBASIS
		Cause	- The point could not be created
8		Message text	System time invalid
		Cause	- The system time is invalid after TIME_HW_FAILURE and has been set to the initial value.
		Monitor	- When the controller is booted.
		Effect	- The system time is initialized with 01.01.93 00:00:00,00.
		Remedy	- Update the system time with the form "systime".
9		Message text	MFC overtemperature
		Cause	- The temperature sensor on the MFC has been triggered.
		Monitor	- Cyclic.
		Effect	- Path-maintaining braking.
		Remedy	- Check fan. Exchange MFC if necessary.
10		Message text	ERROR DIGITAL OUTPUTS @P1@
		Cause	- Short circuit at outputs 1-8 or 9-16.
		Monitor	- Cyclic.
		Effect	- Maximum braking.
		Remedy	-
11		Message text	PROGRAM STACK OVERFLOW
		Cause	- KRL program contains too many nested structures or too many recursive subprogram calls! The C-stack of the R-INT would otherwise overflow.
		Monitor	- In program processing.
		Effect	- Ramp-down braking.
		Remedy	- Change the structure of the program.
12		Message text	TOO MANY MESSAGES
		Cause	- Too many messages have been cyclically generated.
		Monitor	- When a message is generated.
		Effect	- All active commands are cancelled and cannot be restarted.
		Remedy	- The KRC has to be booted.

13		Message text	ERROR SAFETY LOOP
		Cause	- A channel has failed or more than one enabling switch has been pressed.
		Monitor	- Cyclic.
		Effect	- Path-maintaining braking, active commands inhibited.
		Remedy	-
14		Message text	SOFTPLC: @P1@
		Cause	-
		Monitor	-
		Effect	-
		Remedy	-
15		Message text	OUTPUT MONITORING DC BUS VOLTAGE KPS: @P1@
		Cause	- DC bus voltage of a KPS overloaded.
		Monitor	-
		Effect	-
		Remedy	-
16		Message text	Error while reading "O file"
		Cause	- Error during loading/reading of "ident_vx.o": memory or file not found.
		Monitor	- In the write function "w_ident_state".
		Effect	- Jump to the end in load data program.
		Remedy	- Copy the file "ident_vx.o" to the directory "/ir_spec/l_ident", or increase memory by changing the value "VxWinRAM" in the registry.
17		Message text	WRONG/UNKNOWN HARDWARE FOUND
		Cause	- During setup, the wrong control hardware (KR C1, KR C1A, KR C2) was selected or the hardware configuration is invalid.
		Monitor	-
		Effect	- The controller is inoperable. - Robot traversing not possible.
		Remedy	- Carry out setup again or make appropriate changes to hardware configuration.
18		Message text	Servobus DSE-No. %1 participant No. %2 unknown
		Cause	- An unknown device which cannot be supported has been inserted in Interbus
		Monitor	- DSE ID, device ID
		Effect	- The robot can no longer be traversed
		Remedy	- Remove unknown device from servo bus


19  **Message text** FAILURE OF MOTOR PHASE <axis>

Cause – Power module, intermediate circuit voltage discharged.

Monitor – Cyclic.

Effect – Dynamic braking.
– All active commands inhibited.

Remedy – Switch on drives.
– Check power module, DSE.


20  **Message text** EXTERNAL EMERGENCY STOP PRESSED

Cause – Emergency Stop button pressed.
– Emergency braking triggered by software.

Monitor – Cyclic.

Effect – Path-maintaining braking.
– All active commands inhibited.

Remedy – Check the Emergency Stop pushbutton.
– Rectify and acknowledge the signalled fault.






21  **Message text** Second motorcable not connected

Cause – Second motor cable is not connected or is incorrectly connected; the additional cable contains two wires which are connected to the robot; the return signal is connected to the KPS X114, pin 7

Monitor – Cyclic.

Effect – The robot cannot be traversed

Remedy – Check second motor cable and return signal at KPS X114, pin 7

100		Message text	RDW ** BOOT UP FAILURE
		Cause	<ul style="list-style-type: none"> - The resolver/digital converter (RDW) could not be initialized when the controller was booted.
		Monitor	<ul style="list-style-type: none"> - At runup.
		Effect	<ul style="list-style-type: none"> -
		Remedy	<ul style="list-style-type: none"> - Replace RDW, DSE or cable between RDW and DSE.
101		Message text	DSE ** BOOT UP FAILURE
		Cause	<ul style="list-style-type: none"> - The DSE could not be initialized when the controller was booted.
		Monitor	<ul style="list-style-type: none"> - At runup.
		Effect	<ul style="list-style-type: none"> - Maximum braking (dynamic braking).
		Remedy	<ul style="list-style-type: none"> - Replace DSE, MFC or motherboard.
102		Message text	ENCODER CABLE FAILURE **
		Cause	<ul style="list-style-type: none"> - Cable defective (e.g. loose connection). - RDW defective. - Encoder defective.
		Monitor	<ul style="list-style-type: none"> - Cyclic.
		Effect	<ul style="list-style-type: none"> - Maximum braking (dynamic braking). - Low signal at "\$ALARM_STOP" output. - All active commands inhibited.
		Remedy	<ul style="list-style-type: none"> - Check encoder cable. - Check motor, resolver. - Possibly replace RDW.
103		Message text	WATCHDOG INTERPOLATION CYCLE **
		Cause	<ul style="list-style-type: none"> - DSE has not triggered software watchdog in the DP-RAM.
		Monitor	<ul style="list-style-type: none"> - Cyclic.
		Effect	<ul style="list-style-type: none"> - Maximum braking. - Low signal at "\$ALARM_STOP" output. - All active commands inhibited.
		Remedy	<ul style="list-style-type: none"> - Replace DSE or MFC. - Software error.
104		Message text	SYNCHRONIZATION ERROR WITH DSE **
		Cause	<ul style="list-style-type: none"> - DSE has not received feed command value for 1 interpolation cycle although servo-control is active.
		Monitor	<ul style="list-style-type: none"> - Cyclic.
		Effect	<ul style="list-style-type: none"> - Maximum braking. - Low signal at "\$ALARM_STOP" output. - All active commands inhibited.
		Remedy	<ul style="list-style-type: none"> - Error in the DSE or PC area. - Software error.

105  **Message text** TRANSMISSION ERROR DSE – RDW **

- Cause**
- Open-circuit between RDW and DSE.
 - Transmission malfunctions.
- Monitor**
- Cyclic.
- Effect**
- Maximum braking.
 - Low signal at “\$ALARM_STOP” output.
 - All active commands inhibited.
- Remedy**
- Check shielding of encoder cable.
 - Check serial interface DSE–RDW.

106  **Message text** PERFORM MASTERING ** !

- Cause**
- Position actual value difference after restart too great and sensor mastering not possible because sensor location run has not been performed.
- Monitor**
- At “Power on”.
 - During mastering.
- Effect**
- All active commands inhibited.
- Remedy**
- Perform mastering.

107  **Message text** EMERGENCY STOP DUE TO DIAL ADJUSTMENT







- Cause**
- Softkeys for dial adjustment pressed.
 - Value assignment “\$TURN = 1”.
 - Encoder setting, absolute or incremental.
- Monitor**
- When “\$TURN” instruction is executed.
- Effect**
- Dynamic braking.
 - 0 signal at “\$ALARM_STOP” output
 - All active commands inhibited.
- Remedy**
- Leave the mastering menu by pressing the Recall key twice.







108  **Message text** DYNAMIC BRAKING ACTIVE







- Cause**
- If the controller detects a request for maximum (dynamic) braking, it generates the status (operational) message “DYNAMIC BRAKING ACTIVE”, which remains active until all axes have stopped.
- Monitor**
- Cyclic.
- Remedy**
- The status message “DYNAMIC BRAKING ACTIVE” is reset by the controller when the robot is at standstill without a secondary message being generated.







109  **Message text** CLEAR FAST MEASURING INPUT @P1@


- Cause**
- Rapid gauging has been switched on.
- Monitor**
- During rapid gauging.
- Effect**
- Rapid gauging becomes active when measuring tool has been moved free.
- Remedy**
- Move measuring tool free.

110		Message text	ADVANCED PATH PROFILE NOT POSSIBLE WITH LINKED EXTERNAL AXES
		Cause	- Coupling of external axes in higher motion profile.
		Monitor	- During command and program execution.
		Effect	-
		Remedy	-
111		Message text	TEPRO INACTIVE
		Cause	- SBC no longer sending a signal to KRC.
		Monitor	- Cyclic.
		Effect	- SBC interface inoperable.
		Remedy	- Re-initialize SBC program.
112		Message text	INVALID \$TOOL: WORKING ENVELOPE SURVEILLANCE NOT POSSIBLE
		Cause	- "\$TOOL" invalid when working envelope monitoring is activated.
		Monitor	- Cyclic.
		Effect	- None.
		Remedy	- Assign "\$TOOL" or switch off working envelope monitoring.
113		Message text	RANGE OVERFLOW ** **
		Cause	- Overflow of the actual value of an endless axis: actual value > +/- 90*10E15 increments or -99999000 < \$REVO_NUM < 999999000
		Monitor	- Cyclic in the interpolation cycle.
		Effect	- Path-maintaining Emergency Stop.
		Remedy	- Turn back or remaster the axis concerned.
114		Message text	WORKING ENVELOPE NO. @P1@ VIOLATED
		Cause	- TCP is inside a working envelope with MODE INSIDE STOP or outside a working envelope with MODE OUTSIDE STOP.
		Monitor	- Cyclic.
		Effect	- Path-maintaining braking; - All active commands inhibited.
		Remedy	- Switch off working envelope or use key on the KCP to override work envelope monitoring, move free in T1 mode.
115		Message text	DRIVE FREE WORK ENVELOPE %1
		Cause	- TCP is inside a working envelope with MODE INSIDE STOP or outside a working envelope with MODE OUTSIDE STOP and the working envelope monitoring is overridden.
		Monitor	- Cyclic.
		Effect	-
		Remedy	- Free work envelope.


116		Message text	DSE WATCHDOG COMMAND **
		Cause	– DSE has not executed a command.
		Monitor	
		Effect	– Ramp–down braking.
		Remedy	– Check hardware in the DSE, MFC area.
117		Message text	TORQUE EXCEEDED AXIS @P1@
		Cause	
		Monitor	
		Effect	
		Remedy	
118		Message text	HEAT SINK TEMPERATURE **
		Cause	– Thermostatic switch on the heat sinks of the servo output stage is tripped due to overheating of the output stage transistors.
		Monitor	– Cyclic.
		Effect	– Ramp–down braking. Program processing stopped.
		Remedy	– Eliminate the fault and reset it by pressing the acknowledge key on the KCP. – Clean the heat sinks.
119		Message text	MOTOR TEMPERATURE **
		Cause	– PTC thermistor (measuring shunt) in the motor winding has been tripped (motor temperature too high).
		Monitor	– Cyclic.
		Effect	– Ramp–down braking. Program processing stopped.
		Remedy	– Eliminate the fault and reset it by pressing the acknowledge key on the KCP. – Program more movement breaks.
120		Message text	ACKN. MOTOR BLOCKED **
		Cause	– As soon as the torque command value supplied by the speed controller exceeds 30% of the max. torque command value, integration is started, and when the value of i^*t reaches approx. 0.75 [(torque command value / max. torque command value) * sec] the control is switched off (i^*t – monitoring).
		Monitor	– Cyclic.
		Effect	– Ramp–down braking. Program processing stopped.
		Remedy	– Eliminate the fault and reset it by pressing the acknowledge key on the KCP. – Check that the axis is moving freely.
121		Message text	OVERCURRENT **
		Cause	– The current of each axis is monitored and the amplifier–internal current protection is tripped if the power consumption is too high.
		Monitor	– Cyclic.
		Effect	– Ramp–down braking. Program processing stopped.

	Remedy	– Eliminate the fault and reset it by pressing the acknowledge key on the KCP.
122	 Message text	BRAKE FAULT **
	Cause	– The brake cable is monitored for short-circuit, overload and cable break. – With the PM6, all axes are supplied from one brake driver.
	Monitor	– Cyclic.
	Effect	– Ramp-down braking. Program processing stopped.
	Remedy	– Eliminate the fault and reset it by pressing the acknowledge key on the KCP.
123	 Meldungstext	UNDERVOLTAGE <axis number>
	Cause	– The internal operating voltage (+15V) of the servo output stage is monitored. Undervoltage results in power failure.
	Monitor	– Cyclic.
	Effect	– Ramp-down braking. Program processing stopped.
	Remedy	– Eliminate the fault and reset it by pressing the acknowledge key on the KCP.
124	 Message text	OVERVOLTAGE <power module number>
	Cause	– The intermediate-circuit voltage is too high. Possible causes are a defective ballast (feedback) resistor or ballast fuse, a defective power module, brake ramp too steep etc.
	Monitor	– Cyclic.
	Effect	– Ramp-down braking. Program processing stopped.
	Remedy	– Eliminate the fault and reset it by pressing the acknowledge key on the KCP.
125	 Message text	i ² -t MONITORING, CURRENT LIMIT OF THE MOTOR CABLE <string1> AFTER <string2> s EXCEEDED 100%
	Cause	– Axis overloaded. The value for the maximum permissible limit current is specified in the machine data by “\$CURRE_MON[]”.
	Monitor	– Cyclic.
	Effect	– Ramp-down braking, active commands inhibited.
	Remedy	– Reduce load.
126	 Message text	REGULATOR LIMIT EXCEEDED <axis number>
	Cause	– Following error too great. The axis does not follow the command value.
	Monitor	– Cyclic in the position controller.
	Effect	– Maximum braking.
	Remedy	– Check the axis.
127	 Message text	<axis number> DETACHED EXTERNAL AXIS
	Cause	– Auxiliary (external) axis is operated as an asynchronous axis.
	Monitor	– Cyclic.
	Effect	


		Remedy
128		<p>Message text SOFTWARE LIMIT SWITCH OF DETACHED EXTERNAL AXIS <motion direction> <axis number></p> <p>Cause – Asynchronous axis has tripped the pos. or neg. software limit switch.</p> <p>Monitor – The software limit switch is checked cyclically if the axis is operated as an asynchronous axis.</p> <p>Effect</p> <p>Remedy</p>
129		<p>Message text i²-t MONITORING, CURRENT LIMIT OF THE MOTOR CABLE <string1> AFTER <string2> s EXCEEDED 95%</p> <p>Cause – Axis overloaded. The value for the maximum permissible limit current is specified in the machine data by “\$CURRE_MON[]”.</p> <p>Monitor – Cyclic.</p> <p>Effect – Ramp-down braking, active commands inhibited.</p> <p>Remedy – Reduce load.</p>
130		<p>Message text K1 CONTACT FAIL TO OPEN <KPS number></p> <p>Cause – The K1 contact is welded.</p> <p>Monitor –</p> <p>Effect – The energy supply system is not interrupted.</p> <p>Remedy – Exchange contactor, KPS.</p>
131		<p>Message text BUS VOLTAGE CHARGING UNIT IS DEFECTIVE <KPS number></p> <p>Cause – The optocoupler on the KPS is not registering current flow.</p> <p>Monitor –</p> <p>Effect – Intermediate circuit cannot be loaded.</p> <p>Remedy – Exchange KPS.</p>
132		<p>Message text BRAKE DEFECTIVE <axis ...></p> <p>Cause – Wear on brakes, defective brake.</p> <p>Monitor –</p> <p>Effect – Axis moves in an uncontrolled manner.</p> <p>Remedy – Exchange motor.</p>
133		<p>Message text MONITORING OF THE ACTUAL VELOCITY @P1@</p> <p>Cause – Fault in control loop: – motor cables of two axes interchanged; – error in the axis assignment; – power module defective; – resolver unmastered.</p> <p>Monitor – Cyclic.</p> <p>Effect – Robot remains motionless.</p> <p>Remedy – Rectify the corresponding error in the control loop.</p>

134  **Message text** DN CH ... WRONG FASTWRITE MACID IN INI FILE


Cause -
Monitor -
Effect -
Remedy -

135  **Message text** DN CH ... MODULE ERROR ...


Cause -
Monitor -
Effect -
Remedy -

136  **Message text** DN CH ... SLAVE ERROR ...


Cause -
Monitor -
Effect -
Remedy - Exchange contactor, KPS.

137  **Message text** DN CH ... FIRMWARE ERROR


Cause -
Monitor -
Effect -
Remedy -

138  **Message text** DN CH ... HARDWARE ERROR






Cause -
Monitor -
Effect -
Remedy - Exchange contactor, KPS.






139  **Message text** DN CH ... BUS ERROR ...







Cause -
Monitor -
Effect -
Remedy -







140  **Message text** DN CH ... WATCHDOG ERROR






Cause -
Monitor -
Effect -
Remedy -






141		Message text	DN CH ... USER ERROR ...
		Cause	-
		Monitor	-
		Effect	-
		Remedy	-
142		Message text	DN CH ... CONFIGURATION MODE ENABLED
		Cause	-
		Monitor	-
		Effect	-
		Remedy	-
143		Message text	lxt servo drive %1 exceed value %2 %%
		Cause	- If the defined lxt monitoring warning value of a drive servo is exceeded, the robot must be brought to a standstill; otherwise, the drive servo is deactivated when the maximum value of 100% is exceeded
		Monitor	- Cyclic, the warning bit on the drive servo
		Effect	- The robot is stopped in a controlled manner.
		Remedy	- Verify load data - If necessary, reduce the load cycle (wait time) - Use stronger robot
146		Message text	Wrong amplifier %1
		Cause	- Drive module of a slave axis does not correspond to drive module on the associated master axis
		Monitor	- Cyclic.
		Effect	- Traversing not possible
		Remedy	- Shut down controller, exchange drive module for one corresponding to the master axis and reboot controller
147		Message text	DRIVE FREE AXIS WORK ENVELOPE NO. %1
		Cause	- The robot is inside a working envelope with MODE INSIDE STOP or outside a working envelope with MODE INSIDE STOP and the working envelope monitoring is overridden.
		Monitor	- Cyclic.
		Effect	-
		Remedy	- Free axis work envelope








148		<p>Message text Axis work envelope No. %1 violated</p> <p>Cause</p> <p>Monitor</p> <p>Effect</p> <p>Remedy</p>	<p>– The robot is inside a working envelope with MODE INSIDE STOP or outside a working envelope with MODE OUTSIDE STOP</p> <p>– Cyclic.</p> <p>– Path-maintaining braking, all active commands inhibited</p> <p>– Switch off axis working envelope or override work envelope monitoring in T1 mode and move free</p>
155		<p>Message text <axis> DECOUPLED AUXILIARY AXIS</p> <p>Cause</p> <p>Monitor</p> <p>Effect</p> <p>Remedy</p>	<p>–</p> <p>–</p> <p>–</p> <p>–</p>
200		<p>Message text DRIVES CONTACTOR OFF</p> <p>Cause</p> <p>Monitor</p> <p>Effect</p> <p>Remedy</p>	<p>– Power module, intermediate-circuit voltage discharged.</p> <p>– Cyclic.</p> <p>– Maximum braking.</p> <p>– All active commands inhibited.</p> <p>– Switch drives on.</p> <p>– Check power module, check DSE.</p> <p>– Emergency Stop is active, drives circuit is interrupted.</p>
201		<p>Message text KCP DEADMAN SWITCH</p> <p>Cause</p> <p>Monitor</p> <p>Effect</p> <p>Remedy</p>	<p>– The safety (deadman) switch has been released during an active function (motion of an axis) in mode T1 or T2.</p> <p>– Cyclic.</p> <p>– Maximum braking.</p> <p>– All active commands inhibited.</p> <p>– Press safety switch.</p> <p>– Check KCP, safety logic.</p>
202		<p>Message text I/O RECONFIGURATION</p> <p>Cause</p> <p>Monitor</p> <p>Effect</p> <p>Remedy</p>	<p>– An I/O reload command has been transmitted via the KCP.</p> <p>–</p> <p>– Path-maintaining braking.</p> <p>– After successful reconfiguration, the normal operating state is automatically restored.</p>








203		Message text	GENERAL MOTION ENABLE
		Cause	– Low signal at \$MOVE_ENABLE input.
		Monitor	– Cyclic.
		Effect	– Ramp-down braking. – All active commands inhibited.
		Remedy	– Check the input.
204		Message text	HARDWARE LIMIT SWITCH / +24V MISSING
		Cause	– The hardware limit switch has been tripped.
		Monitor	– Cyclic.
		Effect	– Maximum braking.
		Remedy	– Shunt out the hardware limit switch and move axis off limit switch.
205		Message text	SOFTWARE LIMIT SWITCH <motion direction> <axis number>
		Cause	– The software limit switch of the axis indicated has been tripped in the direction indicated. (The message is effective only after “Robot synchronized”).
		Monitor	– Cyclic.
		Effect	– Maximum braking. – Movement in the direction indicated is inhibited.
		Remedy	– Move the axis in the opposite direction (no change to the robot-specific coordinate system takes place).
206		Message text	SERVO PARAMETERS <axis> LINE <integer> INCORRECT
		Cause	– The parameters in the servo file are incorrect.
		Monitor	– While loading machine data.
		Effect	–
		Remedy	– Correct the parameters.
207		Message text	OPERATOR SAFETY / GATE OPEN
		Cause	– Operator safety has been tripped in the AUTOMATIC or EXTERNAL mode (input at the peripheral interface).
		Monitor	– Cyclic.
		Effect	– Ramp-down braking. – All active commands inhibited.
		Remedy	– Switch to mode T1 or T2 (in these modes the robot can be moved when the signal is low). – Close the safety gate. – Check the input.
208		Message text	FAILURE IN ESC SAFETY LOOP
		Cause	– Emergency Stop button pressed. – Emergency braking triggered by software.
		Monitor	– Cyclic.








	Effect	<ul style="list-style-type: none"> - Path-maintaining braking. - All active commands inhibited.
	Remedy	<ul style="list-style-type: none"> - Check the Emergency Stop pushbutton; - Rectify and acknowledge the signalled fault.
209	 Message text	PASSIVE STOP <RCP or teach pendant>
	Cause	<ul style="list-style-type: none"> - Stop from a passive operator control unit (the message is displayed only if an active process has been stopped).
	Monitor	<ul style="list-style-type: none"> - Cyclic.
	Effect	<ul style="list-style-type: none"> - Ramp-down braking. - All active commands inhibited.
	Remedy	<ul style="list-style-type: none"> - Acknowledge the message "Passive Stop".
210	 Message text	STOP KEY <RCP or teach pendant>
	Cause	<ul style="list-style-type: none"> - The start key or a traversing key has been actuated while the stop key is depressed.
	Monitor	<ul style="list-style-type: none"> - Cyclic.
	Effect	<ul style="list-style-type: none"> - Ramp-down braking. - All active commands inhibited.
	Remedy	<ul style="list-style-type: none"> - Check the stop key.
211	 Message text	CHECK SAFETY LOGIC. DRIVES OFF TIMEOUT DURING EMERGENCY STOP OCCURRED
	Cause	-
	Monitor	-
	Effect	-
	Remedy	-
212	 Message text	ERROR WRITING TO PERCEPTRON
	Cause	-
	Monitor	-
	Effect	-
	Remedy	-
213	 Message text	ERROR WRITING TO BOSCH
	Cause	-
	Monitor	-
	Effect	-
	Remedy	-
214	 Message text	COMMON DRIVES ERROR <axis number>
	Cause	-
	Monitor	-







		Effect	-
			-
		Remedy	-
215		Message text	COMMON DRIVES ERROR <axis number>
		Cause	-
		Monitor	-
		Effect	-
			-
		Remedy	-
216		Message text	DRIVES ERROR ... NO.: ...
		Cause	- The Start key or a direction key was activated while the Stop key was pressed.
		Monitor	- Cyclic.
		Effect	- Ramp-down braking. - All active commands inhibited.
		Remedy	- Check Stop key.
217		Message text	EMERGENCY STOP FROM KRC (ALARM STOP)
		Cause	- An alarm stop has been initiated by the KRL system software; another serious error has occurred.
		Monitor	- Cyclic.
		Effect	- Maximum braking. All active commands inhibited.
		Remedy	- Eliminate and acknowledge the signalled fault (serious error).
218		Message text	FEEDBACK SWITCH TOO LONG ON **
		Cause	- The energy of the axis to be braked was too high.
		Monitor	
		Effect	- Ramp-down braking.
		Remedy	- Power module ballast (feedback) switch defective. - Brake ramp in the program too steep.
219		Message text	CABINET TEMPERATURE TOO HIGH **
		Cause	- The cabinet temperature has risen above the permissible limit value.
		Monitor	- Cyclic.
		Effect	- Ramp-down braking.
		Remedy	- Reduce the external temperature. - Change the site of installation. - Check the fans. - Clean the heat exchanger.





220		Message text	DRIVES CONTACTOR OFF, INTERMEDIATE CIRCUIT LOADED !!!
		Cause	<ul style="list-style-type: none"> - The drives contactor drops out. The energy in the intermediate circuit is sufficient to ensure a path-maintaining stop. Caution: the intermediate circuit is still charged! The intermediate circuit is discharged after about 2 minutes. The message "DRIVES NOT READY" is then displayed.
		Monitor	<ul style="list-style-type: none"> - Cyclic.
		Effect	<ul style="list-style-type: none"> - Path-maintaining Emergency Stop
		Remedy	<ul style="list-style-type: none"> - Switch drives on again. - Check drives circuit for faults.
221		Message text	MODE NOT ALLOWED
		Cause	<ul style="list-style-type: none"> - E2 keyswitch in AUTO mode.
		Monitor	
		Effect	
		Remedy	
222		Message text	PARITY ERROR POWERMODULE **
		Cause	<ul style="list-style-type: none"> - A parity error has occurred more than five times in succession when reading the power module register.
		Monitor	<ul style="list-style-type: none"> - Cyclic.
		Effect	<ul style="list-style-type: none"> - Ramp-down braking.
		Remedy	<ul style="list-style-type: none"> - Too much interference at the power module interface, or power module defective. Check cable, check shielding, replace power module.
223		Message text	POWER MODULE AXIS ** NOT OR WRONGLY PLUGGED
		Cause	<ul style="list-style-type: none"> - The axis is incorrectly plugged into the power module or not connected at all.
		Monitor	<ul style="list-style-type: none"> - At runup.
		Effect	<ul style="list-style-type: none"> - Active commands inhibited.
		Remedy	<ul style="list-style-type: none"> - Connect the axis correctly (high or low power).
224		Message text	POWER FAIL
		Cause	<ul style="list-style-type: none"> - The cabinet voltage has been switched off, the mains voltage is interrupted.
		Monitor	
		Effect	<ul style="list-style-type: none"> - Path-maintaining Emergency Stop, buffering of the mastering data, saving all data on HDD.
		Remedy	<ul style="list-style-type: none"> - Check the mains voltage.
225		Message text	MOTOR CABLE **
		Cause	-
		Monitor	-
		Effect	-
		Remedy	-





226		Message text	FAILURE OF HEAT SINK TEMPERATURE SENSOR **
		Cause	-
		Monitor	-
		Effect	-
		Remedy	-
227		Message text	FAILURE OF CABINET INTERIOR TEMPERATURE SENSOR <AXIS NUMBER>
		Cause	-
		Monitor	-
		Effect	-
		Remedy	-
228		Message text	DRIVES PARAMETER DATA ** INVALID
		Cause	-
		Monitor	-
		Effect	-
		Remedy	-
229		Message text	FAILURE OF MOTOR TEMPERATURE SENSOR <AXIS NUMBER>
		Cause	-
		Monitor	-
		Effect	-
		Remedy	-
230		Message text	WRONG DRIVES PARAMETER <AXIS NUMBER> **
		Cause	-
		Monitor	-
		Effect	-
		Remedy	-
231		Message text	ERROR SYNC. INPUT DRIVE <AXIS>
		Cause	-
		Monitor	-
		Effect	-
		Remedy	-
232		Message text	SYNCHRONISATION ERROR DRIVE <AXIS>
		Cause	-
		Monitor	-
		Effect	-
		Remedy	-






233		Message text	<AXIS> WITHOUT POWER
		Cause	-
		Monitor	-
		Effect	-
		Remedy	-
234		Message text	COMMON DRIVES ERROR <AXIS NUMBER>
		Cause	-
		Monitor	-
		Effect	-
		Remedy	-
235		Message text	COMMON DRIVES ERROR <AXIS NUMBER>
		Cause	-
		Monitor	-
		Effect	-
		Remedy	-
236		Message text	COMMON DRIVES ERROR <AXIS NUMBER>
		Cause	-
		Monitor	-
		Effect	-
		Remedy	-
237		Message text	COMMON DRIVES ERROR <AXIS NUMBER>
		Cause	-
		Monitor	-
		Effect	-
		Remedy	-
238		Message text	COMMON DRIVES ERROR <AXIS NUMBER>
		Cause	-
		Monitor	-
		Effect	-
		Remedy	-
239		Message text	LOADING ** SERVO PARAMETERS **
		Cause	- Loading drive servo parameters
		Monitor	-
		Effect	-
		Remedy	-







240		Message text	PLEASE SWITCH OFF THE CABINET
		Cause	– The drive servo parameters have been loaded, but will not take effect until the next reboot.
		Monitor	–
		Effect	–
		Remedy	–
241		Message text	SERVOFILE CONFIGURATION ** DOES NOT FIT THE ** RELEASE **
		Cause	– The servo file configuration contains parameters for the drive servos which are not supported by the firmware.
		Monitor	–
		Effect	–
		Remedy	– Upgrade drive servo firmware or servo files.
242		Message text	** FIRMWARE RELEASE **
		Cause	– Information about the firmware release of the axis in question.
		Monitor	–
		Effect	–
		Remedy	– Upgrade drive servo firmware or servo files.
243		Message text	SOFTWARE OF DSE ** DOES NOT FIT THE HARDWARE OR DEFECTIVE DSE
		Cause	– The wrong software was configured for the DSE DSEAT and KR C1A/KR C2.
		Monitor	–
		Effect	–
		Remedy	– Configure the correct software.
244		Message text	** SOFTWARE VERSION INCORRECT
		Cause	– DSE software and kernel system do not work together.
		Monitor	–
		Effect	–
		Remedy	– Configure the correct DSE software.
245		Message text	SERVO BUS DISTURBANCE DSE **
		Cause	– Defective bus cable. Defective bus module. Defective bus driver.
		Monitor	– Rectify fault.
		Effect	–
		Remedy	–
246		Message text	SERVO BUS DISTURBANCE DSE **, NO BUFFERING AND AUTOMATIC DATA STORAGE POSSIBLE
		Cause	– Buffering is activated via the servo bus on the KPS. If communication with the KPS is faulty, the buffering cannot be activated and switch-off takes place immediately.

	Monitor	-
	Effect	-
	Remedy	- Re-establish communication with the KPS.
247	 Message text	SERVO BUS DISTURBANCE **
	Cause	-
	Monitor	-
	Effect	-
	Remedy	-
248	 Message text	SERVO BUS DISTURBANCE **
	Cause	-
	Monitor	-
	Effect	-
	Remedy	-
249	 Message text	\$MOVE_ENABLE INPUT (1025) NOT ALLOWED
	Cause	-
	Monitor	-
	Effect	-
	Remedy	-
250	 Message text	INCORRECT SERVO PARAMETER <AXIS>
	Cause	-
	Monitor	-
	Effect	-
	Remedy	-
251	 Message text	<variable> OVERLAPPING OUTPUT SIGNALS
	Cause	- Interface unit outputs assigned twice.
	Monitor	- At "Power On". After editing the machine data. After loading the machine data.
	Effect	- No RC Ready.
	Remedy	- Value assignment.
252	 Message text	<variable> INTERFACE-I/O ASSIGNMENT ERROR <correct index>
	Cause	- Double assignment of interface controller output.
	Monitor	- At "Power on". - After editing the machine data. - After loading the machine data.
	Effect	- No RC ready.
	Remedy	- Correct the indicated machine datum.

253		Message text ERRONEOUS DSE AXIS ASSIGNMENT <axis number>	
		Cause	<ul style="list-style-type: none"> - Machine datum \$IFACE_DRV[6] has been assigned twice to a drive interface, or a non-existent interface has been addressed. - KTL encoders have been entered in IFACE_DRV[6] without connecting APC interfaces, or ADAR axes have been entered in \$ADAR_AXIS without connecting ADAR interfaces.
		Monitor	<ul style="list-style-type: none"> - At "Power on". - After editing the machine data. - After loading the machine data.
		Effect	<ul style="list-style-type: none"> - No RC ready.
		Remedy	<ul style="list-style-type: none"> - Correct the machine datum.
<hr/>			
254		Message text DSE FILE <program name> NOT AVAILABLE	
		Cause	<ul style="list-style-type: none"> - The DSE program entered in the RD_HWINF.INI file does not exist.
		Monitor	
		Effect	
		Remedy	<ul style="list-style-type: none"> - Enter or alter the DSE program.
<hr/>			
255		Message text <\$ variable> INVALID VALUE	
		Cause	<ul style="list-style-type: none"> - The machine data loader has detected that a variable contains an incorrect value: <ul style="list-style-type: none"> a) Limit monitoring tripped. b) Machine data not logically coherent.
		Monitor	<ul style="list-style-type: none"> - At "Power on". - After editing the machine data. - After loading the machine data.
		Effect	<ul style="list-style-type: none"> - No RC ready.
		Remedy	<ul style="list-style-type: none"> - Correct the value assignment.
<hr/>			
256		Message text CHECK MACHINE DATA !	
		Cause	<ul style="list-style-type: none"> - It cannot be assured that the machine data loaded during a cold start are valid for the connected robot.
		Monitor	<ul style="list-style-type: none"> - Generated at cold start.
		Effect	<ul style="list-style-type: none"> - No RC ready. - Controller is in its initial state, i.e. tasks dependent on machine data are not generated.
		Remedy	<ul style="list-style-type: none"> - Either edit or copy the machine data or option data file.

257		Message text	ERRONEOUS USER DATA
		Cause	<ul style="list-style-type: none"> - The user data loader has detected that a variable contains an incorrect value: <ul style="list-style-type: none"> a) Limit monitoring tripped. b) Data not logically coherent.
		Monitor	<ul style="list-style-type: none"> - At "POWER ON". - After editing the user data. - After loading the user data (DEFDAT \$CUSTOM PUBLIC).
		Effect	<ul style="list-style-type: none"> - No RC ready.
		Remedy	<ul style="list-style-type: none"> - Correct value assignment of the indicated variable.
258		Message text	ERRONEOUS OPTION DATA
		Cause	<ul style="list-style-type: none"> - The option data loader has detected that a variable contains an incorrect value: <ul style="list-style-type: none"> a) Limit monitoring tripped. b) Data not logically coherent.
		Monitor	<ul style="list-style-type: none"> - At "POWER ON". - After editing the option data. - After loading the option data (DEFDAT \$OPTION PUBLIC).
		Effect	<ul style="list-style-type: none"> - No RC ready.
		Remedy	<ul style="list-style-type: none"> - Correct value assignment of the indicated variable.
259		Message text	** MACHINE DATA LOADER ABORTED
		Cause	<ul style="list-style-type: none"> - The errors detected by the machine data loader exceed the capacity of the message buffer.
		Monitor	<ul style="list-style-type: none"> - At "POWER ON". - After editing the machine data. - After loading the machine data.
		Effect	<ul style="list-style-type: none"> - No RC ready.
		Remedy	<ul style="list-style-type: none"> - Correct value assignment of the indicated variable.
260		Message text	USER DATA LOADER ABORTED
		Cause	<ul style="list-style-type: none"> - The errors detected by the user data loader exceed the capacity of the message buffer. <ul style="list-style-type: none"> a) Limit monitoring tripped. b) Data not logically coherent.
		Monitor	<ul style="list-style-type: none"> - At "POWER ON". - After editing the user data. - After loading the user data.
		Effect	<ul style="list-style-type: none"> - No RC ready.
		Remedy	<ul style="list-style-type: none"> - Correct value assignment of the indicated variable.

261		Message text	OPTION DATA LOADER ABORTED
		Cause	<ul style="list-style-type: none"> - The errors detected by the option data loader exceed the capacity of the message buffer. <li style="padding-left: 20px;">a) Limit monitoring tripped. <li style="padding-left: 20px;">b) Data not logically coherent.
		Monitor	<ul style="list-style-type: none"> - At "POWER ON". - After editing the option data. - After loading the option data.
		Effect	<ul style="list-style-type: none"> - No RC ready.
		Remedy	<ul style="list-style-type: none"> - Correct value assignment of the indicated variable.
262		Message text	ERRONEOUS <path> MACHINE DATA
		Cause	<ul style="list-style-type: none"> - The machine data loader has detected a variable with an illegal value. <li style="padding-left: 20px;">a) Limit monitoring tripped. <li style="padding-left: 20px;">b) Data not logically coherent.
		Monitor	<ul style="list-style-type: none"> - At "POWER ON". - After editing the machine data. - After loading the machine data.
		Effect	<ul style="list-style-type: none"> - No RC ready.
263		Message text	ERRONEOUS CORRECTION DATA
		Cause	<ul style="list-style-type: none"> - The correction data loader has detected a variable with an illegal value. <li style="padding-left: 20px;">a) Limit monitoring tripped. <li style="padding-left: 20px;">b) Data not logically coherent.
		Monitor	<ul style="list-style-type: none"> - POWER ON after editing the correction data, after loading the correction data (DEFDAT \$ROBCOR).
		Effect	<ul style="list-style-type: none"> - No RC ready.
		Remedy	<ul style="list-style-type: none"> - Correct value assignment of the indicated variable.
264		Message text	<path> CORRECTION DATA LOADER ABORTED
		Cause	<ul style="list-style-type: none"> - The errors detected by the correction data loader exceed the capacity of the message buffer.
		Monitor	<ul style="list-style-type: none"> - At "POWER ON". - After editing the correction data. - After loading the correction data.
		Effect	<ul style="list-style-type: none"> - No RC ready.
		Remedy	<ul style="list-style-type: none"> - Correct value assignment of the indicated variable.
265		Message text	RDW FILE <program name> NOT AVAILABLE
		Cause	<ul style="list-style-type: none"> - The RDW program entered in the RD_HWINF.INI file does not exist.
		Monitor	
		Effect	
		Remedy	<ul style="list-style-type: none"> - Enter the RDW program correctly in the INI file.

266		Message text	OVERTEMPERATURE FEEDBACK RESISTOR <power module no.> OR FAN
		Cause	- The ballast (feedback) resistor has overheated. In the motion program the robot is cyclically accelerated and decelerated without a break.
		Monitor	- Cyclic.
		Effect	- Ramp-down braking.
		Remedy	- Insert wait times into the program, reduce the acceleration.
267		Message text	WATCHDOG POWER MODULE <power module number>
		Cause	- The watchdog on the power module has dropped out. The watchdog is triggered by the DSE every 0.125ms.
		Monitor	- Cyclic.
		Effect	- Dynamic braking.
		Remedy	- Troubleshooting in the DSE and power module area.
268		Message text	MEMORY TEST ERROR DSE <DSE number 1-4>
		Cause	- The memory test on the DP-RAM of the DSE detected an error.
		Monitor	- Runup.
		Effect	- Active commands inhibited.
		Remedy	- Replace DSE or MFC.
269		Message text	DSE <DSE number 1-4> NOT AVAILABLE
		Cause	- The bit on the MFC indicating whether a DSE is inserted is not set although axes are allocated to this DSE.
		Monitor	- At runup.
		Effect	- Active commands inhibited.
		Remedy	- Insert DSE, replace MFC or DSE.
270		Message text	INCORRECT POWER MODULE SETTING <axis>
		Cause	- Double assignment of \$PMCHANNEL or incorrect channel.
		Monitor	- When loading the robot machine data.
		Effect	- Machine data loader aborted.
		Remedy	- Correct \$PMCHANNEL.
271		Message text	ROBOT NO. ** DOES NOT CORRESPOND TO CALIBRATION FILE **
		Cause	-
		Monitor	-
		Effect	-
		Remedy	-

272  **Message text** NO ROBOT NUMBER PROGRAMMED

- Cause** -
- Monitor** -
- Effect** -
- Remedy** -

273  **Message text** MORE THAN ONE CALIBRATION FILE AVAILABLE

- Cause** -
- Monitor** -
- Effect** -
- Remedy** -

274  **Message text** Check robot number

- Cause** -
- Monitor** -
- Effect** -
- Remedy** -

275  **Message text** SET ROBOT NUMBER – PROGRAM ROBOT NAME






- Cause** -
- Monitor** -
- Effect** -
- Remedy** -








276  **Message text** WRONG MACHINE DATA FOR THIS ROBOT TYPE







- Cause** - The machine data do not correspond to the robot type stored in the robot base.
- Monitor** - Run-up.
- Effect** -
- Remedy** - Load the correct machine data.
- Reprogram the robot type.







277  **Message text** AUTOMATIC REPOSITIONING







- Cause** - \$MOT_STOP_OPT = TRUE. Robot not on path.
In EXTERN, \$MOT_STOP (flag that the robot is not on path) has been set by the user (via the GUI) to FALSE, so that the robot automatically moves on path at process velocity.
- Monitor** -
- Effect** - Only a message that the robot is moving on the path in EXTERN.
- Remedy** - The message is deleted as soon as BCO is reached.







286		Message text	Warning: PC fan below nominal speed
		Cause	- PC controller cooling is still sufficient, but could soon become critical
		Monitor	- Cyclic.
		Effect	- None
		Remedy	- Check PC fan and exchange if necessary
<hr/>			
287		Message text	PC fan error
		Cause	- PC controller cooling is no longer sufficient; continued operation could cause damage to components
		Monitor	- Cyclic.
		Effect	- The robot is stopped and can no longer be traversed
		Remedy	- Check PC fan immediately and exchange if necessary
<hr/>			
288		Message text	Over temperature feedback resistor %1
		Cause	- The feedback resistor has got too hot - The robot is cyclically accelerated and braked in the motion program without a pause
		Monitor	- Cyclic.
		Effect	- Ramp-down braking
		Remedy	- Reduce acceleration, introduce wait times
<hr/>			
289		Message text	Overtemperature fan %1
		Cause	- One of the two fans in the cabinet is defective
		Monitor	- Cyclic.
		Effect	- Ramp-down braking
		Remedy	- Exchange the fan in question
<hr/>			
300		Message text	OPERATING MODE CHANGE
		Cause	- The mode selector switch is set to an illegal position.
		Monitor	- In command processing.
		Effect	- Maximum braking. - All active commands inhibited.
		Remedy	- Set mode selector switch to a permissible position. The status (operational) message is then reset.








301		Message text	STOP WHILE MEASUREMENT ACTIVE – MOVEMENT WILL BE HANDLED AS TEST
		Cause	–
		Monitor	–
		Effect	–
		Remedy	–
302		Message text	*<command name> ACTIVE
		Cause	– OBJH command is being executed.
		Monitor	– In command processing.
		Effect	– None.
		Remedy	– Wait until OBJH is free again.
303		Message text	LIMIT <signal name>
		Cause	– The value for the corresponding analog output lies outside the standard range and has therefore been limited to the maximum or minimum value.
		Monitor	– Cyclic, when writing to analog outputs.
		Effect	– None.
		Remedy	– The message remains set until the value of the analog output concerned lies within the standardized range and therefore no limitation occurs.
304		Message text	START UP
		Cause	– Startup (setup) menu selected.
		Monitor	– In command processing.
		Effect	– Program processing not possible.
		Remedy	– Quit the setup menu using the ESC key.
305		Message text	COMPLETE COMPILATION ACTIVE
		Cause	–
		Monitor	–
		Effect	–
		Remedy	–
306		Message text	SELECTION ACTIVE
		Cause	– New selection requires deselection/linking.
		Monitor	– Command processing (RUN command).
		Effect	– None.
		Remedy	– Wait until the linking procedure is finished, i.e. until the message disappears.
307		Message text	ERRORS AT COMPLETE COMPILATION – ERR FILES EXIST
		Cause	–
		Monitor	–








		Effect	-
		Remedy	-
308		Message text	PALLETIZING MODE: MOVE AXIS <axis> <motion direction> INTO POSITION
		Cause	- Axes 4 and 5 have palletizing mode (\$PAL_MODE = TRUE), but not the right position, i.e. A4=0 degrees and A5=90 degrees.
		Monitor	- Cyclic.
		Effect	- None.
		Remedy	- Move axes into position in the specified direction.
309		Message text	BLOCK SELECT : BCO REACHING IN T1/T2 REQUIRED
		Cause	-
		Monitor	-
		Effect	-
		Remedy	-
1000		Message text	USER-MEMORY DELETED (**)
		Cause	-
		Monitor	-
		Effect	-
		Remedy	-
1001		Message text	INTERNAL ERROR (DEFAULT MESSAGE)
		Cause	- Internal; the message data have not been correctly set.
		Monitor	
		Effect	
		Remedy	
1002		Message text	REBOOT AFTER POWERFAIL
		Cause	- Controller is turned on again or voltage has returned.
		Monitor	-
		Effect	-
		Remedy	-
1003		Message text	LEVEL OVERFLOW <IP,PCP>
		Cause	- Computing time overload of CPU.
		Monitor	- Cyclic.
		Effect	- Maximum braking. - Low signal at "\$ALARM_STOP" output. - All active commands inhibited.
		Remedy	- Increase basic cycle. - Increase interpolation cycle or position control cycle, depending on the indicated parameter.








1004		Message text	CAN CONTROLLER @P1@ FAILURE
		Cause	-
		Monitor	-
		Effect	-
		Remedy	-
1005		Message text	NO MORE SYSTEM MEMORY AVAILABLE
		Cause	- There is not enough memory available for the command "SHOW VAR" or "SET INFO" to be executed (the control requires a certain amount of memory for these commands, dependent on the length of the output value.)
		Monitor	- In form processing.
		Effect	- Command is not executed.
		Remedy	- Save and delete programs that are not required.
1006		Message text	NO MORE USER MEMORY AVAILABLE
		Cause	- No more memory is available for copying objects.
		Monitor	- In command processing.
		Effect	- Command is not executed.
		Remedy	- Delete objects that are not required.
1007		Message text	CHANNEL <channel name> CANNOT BE ASSIGNED
		Cause	- The selected channel cannot be assigned.
		Monitor	- In command processing.
		Effect	- Command is not executed.
		Remedy	- Free channel at another point (should occur only with printer channel).
1008		Message text	CONTROLLER BOOTED
		Cause	- Controller is booted for the first time (not reboot after power failure).
		Monitor	-
		Effect	-
		Remedy	-
1009		Message text	POINT CONVERSION IMPOSSIBLE WITHOUT ABSOLUTE ACCURACY MODEL
		Cause	- \$ABS_ACCUR = FALSE and \$ABS_CONVERT = TRUE conversion impossible without model. If \$ABS_CONVERT is TRUE, then \$ABS_ACCUR must also be TRUE!
		Monitor	-
		Effect	-
		Remedy	- \$ABS_ACCUR = TRUE or \$ABS_CONVERT = FALSE








1010		Message text	INTERNAL ERROR <system error number> (<task ID>, <status>)
		Cause	<ul style="list-style-type: none"> - Internal test of KRC. - Software.
		Monitor	<ul style="list-style-type: none"> - Within the KRC. - Software.
		Effect	<ul style="list-style-type: none"> - RC Ready reset during processing.
		Remedy	<ul style="list-style-type: none"> - Acknowledge message.
1011		Message text	SYNTAX ERROR IN FILE <filename> IN ROW <contents of the line>
		Cause	<ul style="list-style-type: none"> - Syntax error when interpreting the parameter file (absolutely accurate robot).
		Monitor	<ul style="list-style-type: none"> - When loading \$OPTION.DAT or defining \$LOAD or \$LOAD_A3.
		Effect	-
		Remedy	<ul style="list-style-type: none"> - Load file, boot controller.
1012		Message text	GENERAL ERROR: <error no.> <function> <additional info>
		Cause	<ul style="list-style-type: none"> - Unknown feedback from a function in the object.
		Monitor	<ul style="list-style-type: none"> - In command processing.
		Effect	<ul style="list-style-type: none"> - None.
		Remedy	<ul style="list-style-type: none"> - Inform service department.
1013		Message text	FILE <file name> NOT FOUND
		Cause	<ul style="list-style-type: none"> - Parameter file for absolutely accurate robot is not available.
		Monitor	<ul style="list-style-type: none"> - When loading \$OPTION.DAT.
		Effect	-
		Remedy	<ul style="list-style-type: none"> - Load file, boot controller.
1014		Message text	UNKNOWN COMPILER ERROR: <error class>
		Cause	<ul style="list-style-type: none"> - Compiler software has detected an error.
		Monitor	<ul style="list-style-type: none"> - In command processing.
		Effect	<ul style="list-style-type: none"> - None.
		Remedy	<ul style="list-style-type: none"> - Inform service department.
1015		Message text	OBJH ERROR: <localization>
		Cause	<ul style="list-style-type: none"> - Internal error in the OBJH.
		Monitor	<ul style="list-style-type: none"> - In command processing.
		Effect	<ul style="list-style-type: none"> - None.
		Remedy	<ul style="list-style-type: none"> - Inform service department.








1016		Message text	HARDWARE LIMIT-SWITCH / +24V MISSING
		Cause	- The interface module monitoring function has detected that a common input for hardware limit switches has been set.
		Monitor	- Cyclic in interface module monitoring.
		Effect	- The roboter is stopped with maximum braking and the active commands are inhibited until this message has been acknowledged.
		Remedy	- Move robot off limit switch and acknowledge message. !!!Caution!!! Moving the robot off the limit switch correctly is the operator's responsibility, since no axis-specific interlocks are set.
1017		Message text	ABSOLUTE ACCURACY ROBOT: POINT CONVERSION ONLY POSSIBLE IN T1 MODE
		Cause	- \$ABS_CONVERT = TRUE and no T1 mode Point conversion must be carried out carefully.
		Monitor	-
		Effect	- Ramp-down braking. Active commands inhibited.
		Remedy	- Set variable \$ABS_CONVERT in \$CUSTOM.DAT to FALSE or select T1 mode.
1018		Message text	ERROR OCCURRED WHILE READING IDF FILE
		Cause	-
		Monitor	-
		Effect	-
		Remedy	-
1019		Message text	PALLETIZING MODE NOT POSSIBLE WITH THIS ROBOT TYPE
		Cause	- Palletizing is only possible with floor and ceiling-mounted robots. If \$ROBROOT A or B <> 0, palletizing is not possible.
		Monitor	- Write function.
		Effect	- Maximum braking.
		Remedy	- Enter correct \$ROBROOT or \$PAL_MODE = FALSE.
1020		Message text	INTERNAL ERROR <error number> (<task ID>, <return status>)
		Cause	- Internal software error.
		Monitor	
		Effect	
		Remedy	
1021		Message text	INTERNAL ERROR WHEN ACCESSING <object name>
		Cause	- An internal error has occurred when accessing a file (acknowledgement message already set). The action was not correctly carried out.
		Monitor	- In object processing.
		Effect	
		Remedy	






1022		Message text	COMMUNICATION <operator control device> – KRC INTERRUPTED
		Cause	– Communication between the active operator control unit and the KRC has been interrupted while a motion was being executed in the test mode.
		Monitor	– In command processing.
		Effect	– Maximum braking.
		Remedy	– Re-establish the connection.
1023		Message text	INPUT BUFFER OVERFLOW **
		Cause	–
		Monitor	–
		Effect	–
		Remedy	–
1024		Message text	ERROR DURING READING OF INI FILE ** **
		Cause	– Error in INI file.
		Monitor	– At system start.
		Effect	– All commands are inhibited.
		Remedy	– Correct INI file.
1025		Message text	CONFIGURATION ERROR I/O DRIVER <driver name>
		Cause	– Error in the INI file.
		Monitor	– In system runup.
		Effect	–
		Remedy	– Check io_int.ini.
1026		Message text	ERROR DIGITAL INPUT READING PORT: **
		Cause	–
		Monitor	–
		Effect	–
		Remedy	– Check I/O components.
1027		Message text	ERROR WRITE DIGITAL OUTPUTS PORT: **
		Cause	–
		Monitor	–
		Effect	– Maximum braking.
		Remedy	– Check the corresponding I/O hardware.
1028		Message text	ERROR RESTART I/O <bus/driver name>
		Cause	– Field bus error is still present.
		Monitor	–
		Effect	– Bus I/O still not available.
		Remedy	– Eliminate field bus error (hardware).







1029		Message text	SEN: <string> ** **
		Cause	- Hint message of a sensor that does not require a stop.
		Monitor	
		Effect	
		Remedy	
1030		Message text	SEN: <string> ** **
		Cause	- Sensor error that requires ramp-down braking.
		Monitor	
		Effect	
		Remedy	- Depends on sensor concerned.
1031		Message text	SEN: <string> ** **
		Cause	- Sensor error that requires ramp-down braking.
		Monitor	
		Effect	
		Remedy	
1032		Message text	SEN: **
		Cause	- Sensor error that requires ramp-down braking.
		Monitor	
		Effect	
		Remedy	
1033		Message text	ERROR ON READING, DRIVER: ** **
		Cause	-
		Monitor	-
		Effect	-
		Remedy	-
1034		Message text	ERROR ON WRITING, DRIVER: ** **
		Cause	-
		Monitor	-
		Effect	-
		Remedy	-
1035		Message text	SINGULARITY-LESS MOTION: MAX. ORIENTATION ERROR
		Cause	-
		Monitor	-
		Effect	-
		Remedy	-





1036		Message text	CHECK SAFETY LOGIC. DRIVES OFF TIMEOUT DURING EMERGENCY STOP
		Cause	-
		Monitor	-
		Effect	-
		Remedy	-
1037		Message text	LOCAL EMERGENCY STOP BUTTON PRESSED
		Cause	-
		Monitor	-
		Effect	-
		Remedy	-
1038		Message text	INVALID OPERATING MODE
		Cause	- START MINUS was pressed in AUT or EXT. Only possible in T1 or T2.
		Monitor	- Command execution.
		Effect	-
		Remedy	-
1039		Message text	BACKWARD MOTION EXECUTION NOT POSSIBLE: TRACE EMPTY
		Cause	- All recorded motions have already been executed.
		Monitor	- Command execution.
		Effect	-
		Remedy	- Forward motion.
1040		Message text	BACKWARD MOTION EXECUTION NOT POSSIBLE: NO TRACE
		Cause	- No points were executed and recorded in the forwards direction, or the traces were rejected.
		Monitor	- Command execution.
		Effect	-
		Remedy	- Forward motion.
1041		Message text	SOFTPLC: **
		Cause	-
		Monitor	-
		Effect	-
		Remedy	-
1042		Message text	ACKN K1 CONTACT FAIL TO OPEN <KPS number>
		Cause	- The K1 contact is welded.
		Monitor	-
		Effect	- The energy supply is not interrupted.
		Remedy	- Exchange contactor, KPS.






1043		Message text	ACKN BUS VOLTAGE CHARGING UNIT IS DEFECTIVE <KPS number>
		Cause	- The optocoupler on the KPS is not registering current flow.
		Monitor	-
		Effect	- Intermediate circuit cannot be loaded.
		Remedy	- Exchange KPS.
1044		Message text	ACKN BRAKE DEFECTIVE **
		Cause	- Wear on brakes, defective brake.
		Monitor	-
		Effect	- Axis moves in an uncontrolled manner.
		Remedy	- Exchange motor.
1045		Message text	SERVO INDEPENDENT COMMAND EXECUTION
		Cause	-
		Monitor	-
		Effect	-
		Remedy	-
1046		Message text	BLOCKING OF OUTPUTS IN AUT/EXT IS ENABLED
		Cause	- Variable \$BLK_IO_AUT is set to TRUE (setting outputs in AUT/EXT is blocked). The user nevertheless tries to set the outputs by hand.
		Monitor	-
		Effect	-
		Remedy	-
1047		Message text	SERVO INDEPENDENT COMMAND EXECUTION ONLY POSSIBLE IN TESTING MODE
		Cause	- Robot simulation not allowed in operating modes #AUT or #EXT.
		Monitor	-
		Effect	- No program execution/simulation possible.
		Remedy	- Change operating mode.
1048		Message text	ACKN. OUTPUT MONITORING DC BUS VOLTAGE KPS: **
		Cause	- DC bus voltage of a KPS overloaded.
		Monitor	-
		Effect	-
		Remedy	-
1049		Message text	PROFIBUS MASTER IS IN STATE AUTOCLEAR. PLEASE EXECUTE RESET COMMAND
		Cause	- Bus error in Profibus. Option AUTOCLEAR is set. This means that the bus no longer starts again automatically. A Profibus reset is necessary.
		Monitor	-
		Effect	- Indication that a bus reset is necessary since the bus does not start again automatically (the corresponding option is not set).
		Remedy	- Rectify bus error and carry out RESET via the menu.






1050		Message text	PROFIBUS : ERROR IN MASTER CIRCUIT ** **
		Cause	-
		Monitor	-
		Effect	-
		Remedy	-
1051		Message text	PROFIBUS: ERROR IN SLAVE CIRCUIT
		Cause	-
		Monitor	-
		Effect	-
		Remedy	-
1052		Message text	KCP: CAN BUS ERROR
		Cause	- Transmission error in CAN BUS.
		Monitor	- Teach pendant task.
		Effect	- Path-maintaining braking.
		Remedy	- Acknowledge.
1053		Message text	CP VEL. REDUCTION POINT ** ** BY **
		Cause	-
		Monitor	-
		Effect	-
		Remedy	-
1054		Message text	ACKN. DN CH ** TOO MANY MODULE ERRORS **
		Cause	-
		Monitor	-
		Effect	-
		Remedy	-
1055		Message text	TRACE BUFFER EMPTY, START WITH BACKWARD SCAN
		Cause	- Empty trace for backward motion, switching to SCAN method.
		Monitor	- When START minus is pressed.
		Effect	- Active commands inhibited.
		Remedy	- Acknowledge.
1056		Message text	ACKN. SERVOBUS DSE-NO.: <DSE no.> PARTICIPANT NO.: <IBS device> UNKNOWN
		Cause	- An unknown device which is not supported was inserted in Interbus.
		Monitor	- DSE ID, device ID.
		Effect	-
		Remedy	- Remove the device causing the fault from the bus system.







1057		Message text	ACKN. FAILURE OF MOTOR PHASE <axis>
		Cause	- Backup battery voltage low.
		Monitor	- At "Power on". - Cyclic.
		Effect	- At "Power on" -> automatic general reset, and in addition the message "User memory deleted" is displayed (machine data, user data, application programs must be reloaded). - Cyclic -> none.
		Remedy	- Exchange battery. After exchange, the message "Ackn. check accumulator" appears -> acknowledge.
1058		Message text	BCO MOTION: PRESS START PLUS
		Cause	- An attempt was made to carry out BCO motion with START MINUS.
		Monitor	- When START MINUS is pressed.
		Effect	- The robot does not start.
		Remedy	- Use START PLUS or set Implicit_BCO = TRUE in BACKWARD.INI.
1059		Message text	FINISHED SUBROUTINE: SKIP MOTIONS
		Cause	- During backward motion, the interpreter encounters a subprogram which has already been completely executed.
		Monitor	- Each time before backward motion is started.
		Effect	- Active commands inhibited.
		Remedy	- Acknowledge.
1060		Message text	\$BWDSTART NOT IN FOLD. NO TOOL AND BASE INFORMATION FOUND
		Cause	- Backward motion in SCAN method: a \$BWDSTART assignment must be programmed as the first instruction in a motion fold. From this line onwards, all following instructions up to the motion are executed before backward motion is carried out.
		Monitor	- Each time before backward motion is started.
		Effect	- Active commands inhibited.
		Remedy	- Correct program or set the entry BACKWARDSTART = FALSE in BACKWARD.INI. In this case, however, BASE and TOOL changes cannot be carried out during backward motion.
1061		Message text	Rapid EMERGENCY STOP with fixed braking ramps
		Cause	- In the event of EMERGENCY STOP with dynamic model, the fixed braking ramp strategy is used as this brakes the robot significantly more quickly
		Monitor	- In the event of EMERGENCY STOP with dynamic model
		Effect	- EMERGENCY STOP brakes the robot more quickly than the strategy based on the dynamic model
		Remedy	- Verify load data and correct if necessary - Verify machine data







1062		Message text	Ackn. second motorcable not connected
		Cause	– Second motor cable was not connected or was connected incorrectly
		Monitor	–
		Effect	–
		Remedy	– Acknowledge message
1063		Message text	Ackn. over temperature feedback resistor %1
		Cause	– The feedback resistor has got too hot – The robot is cyclically accelerated and braked in the motion program without a pause
		Monitor	– Cyclic.
		Effect	–
		Remedy	– Acknowledge message
1064		Message text	Ackn.: over temperature fan %1
		Cause	– One of the two fans in the cabinet is defective
		Monitor	– Cyclic.
		Effect	– Ramp-down braking
		Remedy	– Acknowledge message
1065		Message text	Ackn. mainboard overtemperature
		Cause	– The cabinet fan has failed – The ambient temperature is too high
		Monitor	– Cyclic.
		Effect	–
		Remedy	– Acknowledge message
1066		Message text	Mainboard temperature reached warning level
		Cause	– PC controller cooling is still sufficient, but could soon become critical
		Monitor	– Cyclic.
		Effect	– None
		Remedy	– Check fan – Exchange fan filter
1067		Message text	Mainboard temperature check not available
		Cause	– Motherboard does not support temperature monitoring
		Monitor	– Once
		Effect	– No monitoring
		Remedy	– Exchange motherboard – Switch temperature monitoring off








1068		Message text	INTERBUS: Watchdog Time expired!
		Cause	<ul style="list-style-type: none"> - The Interbus driver read function was not called in the time defined
		Monitor	<ul style="list-style-type: none"> - Cyclic.
		Effect	<ul style="list-style-type: none"> - Inputs and outputs are not set
		Remedy	<ul style="list-style-type: none"> - Terminate the Watchdog by reconfiguring the I/Os - De-energize controller board - Watchdog cycle time possibly set too low - Fault in the KRC system since the read function of the driver was not called cyclically
<hr/>			
1071		Message text	MOTOR HOLDING TORQUE %1 EXCEEDED
		Cause	<ul style="list-style-type: none"> - The motor holding torque of the axis is not sufficient to keep the robot motion permanently stopped at a point.
		Monitor	<ul style="list-style-type: none"> - Not cyclic, during path planning
		Effect	<ul style="list-style-type: none"> - Interpreter stop
		Remedy	<ul style="list-style-type: none"> - Correct or reduce load data - Verify machine data
<hr/>			
1072		Message text	BRAKE HOLDING TORQUE %1 EXCEEDED
		Cause	<ul style="list-style-type: none"> - The brake holding torque on the axis is not sufficient to keep the robot motion permanently stopped at a point.
		Monitor	<ul style="list-style-type: none"> - Not cyclic, during path planning
		Effect	<ul style="list-style-type: none"> - Interpreter stop
		Remedy	<ul style="list-style-type: none"> - Correct or reduce load data - Verify machine data
<hr/>			
1073		Message text	COMMANDED GEAR TORQUE %1
		Cause	<ul style="list-style-type: none"> - Permissible gear torque exceeded, dependent on dynamic data \$DYN_DAT()
		Monitor	<ul style="list-style-type: none"> - Cyclic.
		Effect	<ul style="list-style-type: none"> - Path-maintaining braking - Output "\$ALARM_STOP" 0 signal - Active commands inhibited.
		Remedy	<ul style="list-style-type: none"> - Verify load data and reduce if necessary, reduce programmed acceleration, reduce programmed velocity; acknowledge message







1074		Message text	COMMANDED MOTOR TORQUE %1
		Cause	– Permissible motor torque exceeded, dependent on dynamic data \$DYN_DAT()
		Monitor	– Cyclic.
		Effect	– Path-maintaining braking – Output "\$ALARM_STOP" 0 signal – Active commands inhibited.
		Remedy	– Verify load data and reduce if necessary, reduce programmed acceleration, reduce programmed velocity; acknowledge message
1075		Message text	MAXIMUM KINETIC ENERGY %1
		Cause	– Permissible kinetic energy for crash exceeded, dependent on dynamic data \$DYN_DAT()
		Monitor	– Cyclic.
		Effect	– Path-maintaining braking – Output "\$ALARM_STOP" 0 signal – Active commands inhibited.
		Remedy	– Verify load data and reduce if necessary, reduce programmed velocity; acknowledge message
1078		Message text	Ackn. servobus DSE-No. %1 participant No. %2 not available
		Cause	– The device number in the servo bus was too low
		Monitor	–
		Effect	–
		Remedy	– Acknowledge message
1079		Message text	Ackn. servobus DSE-No. %1 participant No. %2 not available
		Cause	– The device number in the servo bus was higher than the number defined in the machine data
		Monitor	–
		Effect	–
		Remedy	– Acknowledge message
1100		Message text	STOPPED <axis number>
		Cause	– Axis has been moved out of the standstill position according to the machine data. Positioning window (\$IN_POS_MA) times standstill window minus factor (\$IN_STILL_MA).
		Monitor	– With robot "in position".
		Effect	– Maximum braking. – Low signal at "\$ALARM_STOP" output. – All active commands inhibited.
		Remedy	– Check manipulator. – Check output stage, check motor brake. – Acknowledge message.








1101		Message text	COMMAND ACCELERATION EXCEEDED <axis number>
		Cause	<ul style="list-style-type: none"> - Permissible command acceleration exceeded; e.g. because robot has been moved through singularity in cartesian mode.
		Monitor	<ul style="list-style-type: none"> - Cyclic.
		Effect	<ul style="list-style-type: none"> - Maximum braking. - Low signal at "\$ALARM_STOP" output. - All active commands inhibited.
		Remedy	<ul style="list-style-type: none"> - Check program for alpha5 transitions (singularity). - Reduce path velocity. - Reduce path acceleration. - Acknowledge message.
<hr/>			
1102		Message text	COMMAND VELOCITY EXCEEDED <axis number>
		Cause	<ul style="list-style-type: none"> - Permissible command velocity exceeded; e.g. because robot has been moved through singularity in cartesian mode.
		Monitor	<ul style="list-style-type: none"> - Cyclic.
		Effect	<ul style="list-style-type: none"> - Maximum braking. - Low signal at "\$ALARM_STOP" output. - All active commands inhibited.
		Remedy	<ul style="list-style-type: none"> - Reduce path velocity. - Reduce path acceleration.
<hr/>			
1103		Message text	DATA EXCHANGE WITH TEPRO MISSING
		Cause	<ul style="list-style-type: none"> - The SBC is not transmitting cyclic data on time (TEPRO = Technological Process).
		Monitor	<ul style="list-style-type: none"> - Cyclic by transfer task.
		Effect	<ul style="list-style-type: none"> - Ramp-down braking; interruption of the SBC interface.
		Remedy	<ul style="list-style-type: none"> - Re-initialize the SBC program or eliminate the error in the SBC program.
<hr/>			
1104		Message text	ACKN. REGULATOR LIMIT EXCEEDED <axis number>
		Cause	<ul style="list-style-type: none"> - The set value of the machine datum \$COM_VAL_MI has been exceeded. The position controller output has gone into limitation. The axis does not follow the command value.
		Monitor	<ul style="list-style-type: none"> - Cyclic.
		Effect	<ul style="list-style-type: none"> - Maximum braking. - Low signal at "\$ALARM_STOP" output. - All active commands inhibited.
		Remedy	<ul style="list-style-type: none"> - Check power module. - The brake control must be checked (LED on PM) if the error occurs on more than one axis.
<hr/>			
1105		Message text	POSITIONING MONITOR <axis number>
		Cause	<ul style="list-style-type: none"> - Positioning window \$IN_POS_MA has not been reached within the set positioning time \$TIME_POS.
		Monitor	<ul style="list-style-type: none"> - When positioning.







		Effect	<ul style="list-style-type: none"> - Maximum braking. - All active commands inhibited. - The axis has the status "in position" after the message has been acknowledged.
		Remedy	<ul style="list-style-type: none"> - Enlarge positioning window. - Lengthen positioning time. - Check power module. - Acknowledge message. - Check manipulator.
1106		Message text	TOOL WEIGHT NOT YET LEARNT
		Cause	- During EMT mastering a check run was carried out for a tool whose weight has not yet been learnt.
		Monitor	- During EMT mastering.
		Effect	-
		Remedy	- "Learn" tool weight.
1107		Message text	WORKING ENVELOPE SURVEILLANCE CAN ONLY BE OVERRIDDEN IN T1 MODE
		Cause	- An attempt was made to define the variable \$WBOXDISABLE in mode T2, AUT, EXT.
		Monitor	- Cyclic.
		Effect	-
		Remedy	- Change operating mode.
1108		Message text	DYNAMIC BRAKING ERROR <axis number>
		Cause	- Actual value does not decrease although braking ramp is predefined in terms of command values.
		Monitor	- Cyclic.
		Effect	<ul style="list-style-type: none"> - Short-circuit braking. - Low signal at "\$ALARM_STOP" output. - All active commands inhibited.
1109		Message text	COMMUNICATION WITH TEPRO FAULTY
		Cause	- The SBC is not collecting cyclic data on time.
		Monitor	- Cyclic by transfer task.
		Effect	- Ramp-down braking; interruption of the SBC interface.
		Remedy	- Re-initialize the SBC program.
1110		Message text	SENSOR LOCATION SEARCH FOR <axis>
		Cause	- During the sensor location search, the sensor switching point was detected.
		Monitor	- Command execution.
		Effect	- None.
		Remedy	- None.
1111		Message text	DRIFT COMPLETED
		Cause	- Drift is completed.








	Monitor	-
	Effect	- None.
	Remedy	- None.
1112	 Message text	PERFORM SENSOR LOCATION SEARCH <axis number> !
	Cause	- Sensor location search was not carried out or \$ROBCOR.DAT not available.
	Monitor	- During command execution.
	Effect	- None.
	Remedy	- Notify customer support.
1113	 Message text	SENSOR LOCATION SEARCH INVALID <axis number>
	Cause	- Command "Sensor location search": a) axis was not mastered b) last mastering type was sensor adjustment
	Monitor	- When command "ADJUST SENSOR".
	Effect	- Command is not executed.
	Remedy	- Master axis with EMT or dial gauge. - Leave menu via Recall. - Acknowledge message.
1114	 Message text	INVALID MASTERING SEQUENCE
	Cause	- Mastering sequence defined in machine datum \$SEQ_CAL has not been observed.
	Monitor	- In mastering.
	Effect	
	Remedy	- Master axis with EMT probe or depth gauge. - Press ESC to quit menu. - Acknowledge message.
1115	 Message text	SERVO PARAMETERS NOT TRANSFERRED!
	Cause	- Servo parameters were not sent to DSE.
	Monitor	- When defining the structure \$SERVOPARA.
	Effect	-
	Remedy	- Define \$SERVOPARA correctly.
1116	 Message text	SENSOR ADJUSTMENT INVALID <axis number>
	Cause	- When selecting sensor adjustment for an axis with incremental or absolute encoder.
	Monitor	- During sensor adjustment.
	Effect	- Command is not executed.
	Remedy	- Set axis with DIAL or TURN.
1117	 Message text	ACYCLIC DATA NOT RELEASED BY TEPRO
	Cause	- Semaphore is inhibiting access to acyclic data.
	Monitor	- In acyclic data transfer.
	Effect	- Ramp-down braking; interruption of the SBC interface.






		Remedy	- Eliminate the error in the SBC program.
1118		Message text	CYCLIC DATA NOT RELEASED BY TEPRO
		Cause	- Semaphore is inhibiting access to acyclic data.
		Monitor	- Cyclic by transfer task.
		Effect	- Ramp-down braking; interruption of the SBC interface.
		Remedy	- Eliminate the error in the SBC program.
1119		Message text	WRONG DATA TYPE FROM TEPRO
		Cause	- SBC is cyclically sending incorrect data.
		Monitor	- Cyclic by transfer task.
		Effect	- Ramp-down braking; interruption of the SBC interface.
		Remedy	- Eliminate the error in the SBC program.
1120		Message text	INCOMPLETE INSTRUCTION
		Cause	- The interface with the SBC is not initialized.
		Monitor	- In KRL interface instruction.
		Effect	- None.
		Remedy	- Initialize the interface.
1121		Message text	DATA EXCHANGE
		Cause	- The SBC stops data exchange because of an error.
		Monitor	- Cyclic by transfer task.
		Effect	- Ramp-down braking; interruption of the SBC interface.
		Remedy	- Eliminate the error in the SBC program.
1122		Message text	ANALOG OUTPUT : DELAY REDUCTION
		Cause	- The memory provided internally for the output function with a delay is not adequate for the programmed delay.
		Monitor	
		Effect	- The programmed delay is automatically reduced.
		Remedy	- Program a shorter delay.
1123		Message text	APPROXIMATION NOT POSSIBLE
		Cause	- Approximation (approximate positioning) is not possible for computing time reasons.
		Monitor	- When the approximate positioning criterion is reached in the interpolator.
		Effect	- None.
		Remedy	- Program \$ADVANCE > 0. - Switch off axis simulation.
1124		Message text	WRONG START POSITION
		Cause	- 1. EMT mastering starts in the groove rather than before it. - 2. Cable for EMT mastering connected during sensor location run or sensor mastering.
		Monitor	- In command processing.







		Effect	- Command aborted.
		Remedy	- 1. Move axis to correct starting position. - 2. Disconnect cable for EMT mastering.
1125		Message text	EMT SENSOR FAULTY
		Cause	- Sensor supplies a zero signal because it is not properly tightened.
		Monitor	- In command processing.
		Effect	- Command aborted.
		Remedy	- Check screwed connection of sensor. - Check robot-EMT connection. - Check A3/DSE module.
1126		Message text	STOP COMMAND IGNORED
		Cause	- Axis does not stop within a certain time after a stop command.
		Monitor	- After command processing.
		Effect	- Command aborted.
		Remedy	-
1127		Message text	MASTERING PERFORMED <axis number>
		Cause	- Attempt to remaster an axis that has already been mastered.
		Monitor	- After command processing.
		Effect	- Ramp-down braking.
		Remedy	- Press ESC to cancel. - Repeat measurement.
1128		Message text	STOP, APPROXIMATION NOT POSSIBLE
		Cause	- Approximation not possible for reasons of planning or time. Robot stops because \$STOP_NOUES = TRUE is set and operating mode = T1 or T2.
		Monitor	-
		Effect	- Ramp-down braking.
		Remedy	- Reduce the velocity and/or acceleration in the instruction until approximation is possible.
1129		Message text	TOO MANY ASYPTP COMMANDS
		Cause	-
		Monitor	- During program execution of ASYPTP commands.
		Effect	- Program execution is stopped.
		Remedy	- Fewer ASYPTP commands.
1130		Message text	ACKN. MOTOR TEMPERATURE <axis number>
		Cause	- A motor temperature fault is signalled by the DSE board if the temperature exceeds 155 degrees.
		Monitor	- Cyclic in the interpolation cycle.
		Effect	-
		Remedy	- Acknowledge message.









1131		Message text	ACKN. TORQUE EXCEEDED <axis>
		Cause	- The motor torque is not located in the specified monitoring tunnel.
		Monitor	- Cyclic in interpolation cycle.
		Effect	- Motion is stopped.
		Remedy	- Verify load data, increase size of tunnel.
1132		Message text	REFPO DETERMINES AXIS <axis>
		Cause	- Output after reference point for axes 1–6 has been calculated.
		Monitor	- In program mode.
		Effect	- None.
		Remedy	- None.
1133		Message text	GEAR TORQUE EXCEEDED AXIS <axis>
		Cause	- The calculated gear torque is larger than the maximum permissible gear torque.
		Monitor	- Cyclic in interpolation cycle.
		Effect	- Motion and program are stopped.
		Remedy	- Reteach points.
1134		Message text	ACKNOWLEDGE ERROR 6SC620 <axis number>
		Cause	- Malfunction/error in drive module or on processor module in Simodrive 6SC620 acknowledgement.
		Monitor	- Cyclic.
		Effect	- None.
		Remedy	- Acknowledge message.
1135		Message text	TORQUE MODE VELOCITY LIMIT EXCEEDED <axis>
		Cause	- Velocity limit exceeded in torque mode.
		Monitor	- In torque mode.
		Effect	- Short-circuit braking.
		Remedy	-
1136		Message text	ACKN. HEATSINK TEMPERATURE <axis number: AX>
		Cause	- A heat sink temperature fault is signalled by the DSE board if the temperature exceeds 80 degrees.
		Monitor	- Cyclic in the interpolation cycle.
		Effect	
		Remedy	- Acknowledge message. - Clean heat sink.
1137		Message text	EMT MASTERING DISTANCE EXCEEDED
		Cause	- Groove not located, axis position not before groove prior to start.
		Monitor	
		Effect	- Axis stops.
		Remedy	- Move axis into mastering position; check EMT and groove.







1138		Message text	DYNAMIC BRAKING
		Cause	- If during an activated Emergency Stop a fault occurs that permits only maximum (dynamic) braking, this message is additionally displayed.
		Monitor	- With the following messages: 100, 101, 102, 103, 104, 105, 110, 111, 114, 200, 202, 206, 1100, 1108.
		Effect	- Maximum braking.
		Remedy	- Acknowledge message.
1139		Message text	SYNACT NOT POSSIBLE <block number>
		Cause	- The programming of synchronous actions with the variable \$M_TIME or \$M_TIME_APO causes the message to be output when the program is resumed after ramp-down braking, a path-maintaining Emergency Stop ramp or maximum braking.
1140		Message text	BLOCK CHANGE AT STOP
		Cause	- Maximum braking or a path-maintaining stop and a simultaneous block change which makes calculation of \$POS_RET and the system time impossible, with the result that the system time and \$POS_RET are determined by the beginning of a new block.
		Monitor	- (e.g. cyclic; in command processing; in mastering).
		Effect	- (e.g. ramp-down braking; program processing stopped; etc.).
		Remedy	- (e.g. eliminate fault, correct operator action).
1141		Message text	TTS NOT EXISTING
		Cause	- The X-axis of the tool coordinate system and the path tangent are parallel. (TTS = tool-based technological system).
		Monitor	- Cyclic in the interpolation cycle when calculating the path correction.
		Effect	- Maximum braking.
		Remedy	- Reprogram the movement. Correct the point.
1142		Message text	DEVIATION AT TARGET POINT
		Cause	- An exact stop point has been approached with a deviation.
		Monitor	- Function generator becomes active during positioning.
		Effect	- Ramp-down braking.
		Remedy	- SCALE_IN must be corrected.
1143		Message text	REFERENCE OFFSET NOT VALID
		Cause	- Mastering is not possible by transferring the reference offset as this is not valid in \$ROBCOR.DAT.
		Monitor	
		Effect	
		Remedy	







1144		Message text	V-GROOVE HAS WRONG PROFILE
		Cause	– The mastering groove for EGP adjustment does not have a V or U profile.
		Monitor	– In EMT mastering.
		Effect	– Ramp-down braking; mastering procedure is aborted.
		Remedy	– Replace EMT groove. – Clean EMT.
1145		Message text	STOP DUE TO VALUE OUT OF RANGE OVERFLOW, <motion direction> <axis number>
		Cause	– Overflow of the actual value of an endless axis.
		Monitor	– Cyclic in the interpolation cycle.
		Effect	– The motion is stopped by a path-maintaining Emergency Stop.
		Remedy	– Remaster the axis concerned.
1146		Message text	ACKN. MOTOR BLOCKED <axis number>
		Cause	– I*t monitoring is signalled by a DSE.
		Monitor	– Cyclic in the interpolation cycle.
		Effect	
		Remedy	– Acknowledge message.
1147		Message text	PERFORM INITIAL MASTERING <axis number>
		Cause	– An attempt was made to carry out a sensor location search for an axis on which initial mastering has not yet been performed.
		Monitor	– When selecting the function “dat_ueb” for the corresponding axis.
		Effect	– The sensor location search is not carried out.
		Remedy	– Perform initial mastering (e.g. dial gauge or EMT mastering) for the corresponding axis.
1148		Message text	INVALID AXIS COUPLING RATIO <axis number>
		Cause	– An attempt was made to carry out “Extended sensor adjustment” for an axis when the coupling axes are not in the same position as was reported in the data transfer.
		Monitor	– When selecting the function “Extended sensor adjustment” for the corresponding axis.
		Effect	– The function “Extended sensor adjustment” is not carried out.
		Remedy	– Move coupling axes to the same position as in the data transfer.
1149		Message text	ADJUSTMENT PROCEDURE NOT POSSIBLE <axis number>
		Cause	– An attempt is made to carry out sensor adjustment or the axis is not equipped with a KTL encoder and DSE.
		Monitor	– When selecting the function “Extended sensor adjustment” for the corresponding axis.
		Effect	– The sensor adjustment is not carried out.
		Remedy	– Cancel via Recall or master axis with EMT / dial gauge.
1150		Message text	DATA TRANSFER INVALID <axis number>







		Cause	- An attempt is made to carry out a sensor location search for an axis which is not equipped with a KTL encoder and DSE.
		Monitor	- When selecting the sensor location search function for the corresponding axis.
		Effect	- The sensor location search for the axis is not carried out.
		Remedy	- Cancel via Recall.
1151		Message text	PERFORM DATA TRANSFER <axis number>
		Cause	- An attempt was made to carry out sensor adjustment for an axis on which no sensor location search has been performed.
		Monitor	- When selecting the function "Extended sensor adjustment" for the corresponding axis.
		Effect	- The function "Sensor location search" is not carried out.
		Remedy	- Carry out sensor location search for the corresponding axis.
1152		Message text	DATA TRANSFER PERFORMED <axis number>
		Cause	- The sensor location search has been properly carried out.
		Monitor	- When the function "Sensor location search" for the corresponding axis is selected and the Enter key is pressed.
		Effect	- None.
		Remedy	-
1153		Message text	DEVIATION IN THE START POINT
		Cause	- A PTP motion is to be executed with a sensor offset value.
		Monitor	- Interpolator.
		Effect	- Ramp-down braking.
		Remedy	- Sensor offset must be eliminated before a PTP block is executed.
1154		Message text	SBC ERROR: <Watchd.,Transf.,Corr>
		Cause	- Error in communication between SBC and KRC32.
		Monitor	- Cyclic in the TEP task.
		Effect	- Maximum braking.
		Remedy	- Check SBC (SW, HW).
1155		Message text	APPROXIMATION NOT POSSIBLE, TORQUE TOO HIGH
		Cause	- For an approximate positioning block to be executed, the velocity must already be reduced in the preceding block. However, this block is not long enough to allow that.
		Monitor	- Not cyclic, in motion planning.
		Effect	- Interpreter.
		Remedy	- Increase the length of the individual block by: decreasing the approximate positioning radius at the end point of the current motion block or, if the start point is approximated, by decreasing this approximate positioning radius. Decreasing the velocity and acceleration of the individual block.

1156		Message text	APPROX. NOT POSSIBLE INTERNAL ERROR IN PTP MOTION PLAN
		Cause	– Error in planning of the approximate positioning block.
		Monitor	– Not cyclic, in motion planning.
		Effect	– Approximate positioning is not executed; exact stop.
		Remedy	– Modify profile data (rounding factor, velocity, acceleration). Please consult KUKA.
1157		Message text	OVERLOAD OF GEAR TORQUE <axis number> BY <percentage value>
		Cause	– The max. gear torque of the axis is statically exceeded by%.
		Monitor	– Not cyclic, in motion planning.
		Effect	– Interpreter stop.
		Remedy	– Check load data (mass, center of gravity, moments of inertia).
1158		Message text	STATIC MOTOR TORQUE OVERLOAD <axis number> BY <percentage value>
		Cause	– The max. motor torque of the axis is statically exceeded by%.
		Monitor	– Not cyclic, in motion planning.
		Effect	– Interpreter stop.
		Remedy	– Check load data (mass, center of gravity, moments of inertia).
1159		Message text	INTERNAL ERROR IN PTP MOTION PLANNING <number>
		Cause	– Error in planning of the PTP motion profile.
		Monitor	– Not cyclic, in motion planning.
		Effect	– Interpreter stop.
		Remedy	– Modify profile data (rounding factor, velocity, acceleration). Please consult KUKA.
1160		Message text	TRACE: RECORDING TIME IS TOO LONG
		Cause	– The recording time in TRACE.DEF is too long. There is not enough memory available for recording.
		Monitor	– When starting the TRACE.
		Effect	– TRACE is not recorded.
		Remedy	– Shorten TRACE recording time or reduce the number of channels.
1161		Message text	ACKN MONITORING OF THE ACTUAL VELOCITY **
		Cause	– Fault in control loop: <ul style="list-style-type: none"> – motor cables of two axes interchanged; – error in the axis assignment; – power module defective; – resolver unmastered.
		Monitor	– Cyclic.
		Effect	– Robot remains motionless.
		Remedy	– Rectify the corresponding error in the control loop.







1162		Message text	SEPARATE BREAK CONTROL OF AUXILIARY AXIS NOT ENABLED
		Cause	-
		Monitor	-
		Effect	-
		Remedy	-
1163		Message text	AXIS COUPLING NOT POSSIBLE (DSE/PM-CHANNEL ASSIGNMENT)
		Cause	-
		Monitor	-
		Effect	-
		Remedy	-
1164		Message text	COUPLE PROCESS ACTIVE
		Cause	-
		Monitor	-
		Effect	-
		Remedy	-
1165		Message text	ERROR ON AXIS COUPLING
		Cause	-
		Monitor	-
		Effect	-
		Remedy	-
1166		Message text	ERROR ON AXIS DECOUPLING
		Cause	-
		Monitor	-
		Effect	-
		Remedy	-
1167		Message text	<axis> DECOUPLED AUXILIARY AXIS
		Cause	-
		Monitor	-
		Effect	-
		Remedy	-
1168		Message text	<axis> DECOUPLED AUXILIARY AXIS, MOVE NOT PERMITTED
		Cause	-
		Monitor	-
		Effect	-
		Remedy	-
1169		Message text	<axis> DECOUPLED AUXILIARY AXIS, MASTERING NOT PERMITTED








		Cause	-
		Monitor	-
		Effect	-
		Remedy	-
1170		Message text	ASYTP COMMAND INCLUDES DECOUPLED AUXILIARY AXIS
		Cause	-
		Monitor	-
		Effect	-
		Remedy	-
1171		Message text	VALUE OF \$ASYNC_AXIS CONTAINS DECOUPLED AUXILIARY AXIS
		Cause	-
		Monitor	-
		Effect	-
		Remedy	-
1172		Message text	VALUE CANNOT BE CHANGED, PROGRAM IS SELECTED
		Cause	-
		Monitor	-
		Effect	-
		Remedy	-
1173		Message text	Ackn. deviation warning master-slave %1
		Cause	- Positional deviation between master and slave exceeds lower limit value
		Monitor	- Cyclic.
		Effect	- None
		Remedy	- Acknowledge message
1174		Message text	Ackn. deviation alarm master-slave %1
		Cause	- Positional deviation between master and slave exceeds middle limit value
		Monitor	- Cyclic.
		Effect	- Maximum braking
		Remedy	- Acknowledge message; the drives synchronize themselves automatically
1175		Message text	Ackn. deviation critical master-slave %1
		Cause	- Positional deviation between master and slave exceeds upper limit value
		Monitor	- Cyclic.
		Effect	- Maximum braking - Loss of mastering of the corresponding axis
		Remedy	- Dial mastering of the axis








1176		Message text	Ackn. speed deviation master–slave %1
		Cause	– Speed deviation between master and slave exceeds limit value
		Monitor	– Cyclic.
		Effect	– Maximum braking
		Remedy	– Acknowledge message
1200		Message text	ACKN. EMERGENCY STOP
		Cause	– Emergency Stop was active.
		Monitor	– Cyclic.
		Effect	– All active commands inhibited.
		Remedy	– Acknowledge message.
1201		Message text	BUFFER BATTERY VOLTAGE LOW **
		Cause	– The battery voltage is too low for backup purposes. Do not switch off until battery has recharged.
		Monitor	– Cyclic.
		Effect	– None.
		Remedy	– Acknowledge message.
1202		Message text	ACKN. RDW <axis number> BOOT UP FAILURE
		Cause	– Secondary message following the status (operational) message “RDW BOOT UP FAILURE”.
		Monitor	
		Effect	
		Remedy	– Acknowledge message.
1203		Message text	ACKN. DSE <DSE number> BOOT UP FAILURE
		Cause	– Secondary message following the status (operational) message “DSE BOOT UP FAILURE”.
		Monitor	– Runup.
		Effect	– Ramp–down braking. – All active commands inhibited.
		Remedy	– Replace encoder. – Acknowledge message.
1204		Message text	ACKN. ENCODER CABLE FAILURE <axis number>
		Cause	– Secondary message following the status (operational) message “ENCODER CABLE FAILURE”.
		Monitor	– Cyclic.
		Effect	– Maximum braking. – Low signal at “\$ALARM_STOP” output. – All active commands inhibited.
		Remedy	– Acknowledge message.







1205		Message text	ACKN. WATCHDOG INTERPOLATION CYCLE <DSE number>
		Cause	– Secondary message following the status (operational) message “WATCHDOG INTERPOLATION CYCLE”.
		Monitor	– Cyclic.
		Effect	– Maximum braking. – Low signal at “\$ALARM_STOP” output. – All active commands inhibited.
		Remedy	– Replace DSE or MFC. – Acknowledge message.
1206		Message text	ACKN. SYNCHRONIZATION ERROR WITH DSE <axis number>
		Cause	– DSE has not received feed command value for 1 interpolation cycle although servo-control is active.
		Monitor	– Cyclic.
		Effect	
		Remedy	– Acknowledge message.
1207		Message text	ACKN. TRANSMISSION ERROR DSE – RDW <DSE number>
		Cause	– Open-circuit between RDW and DSE. – Transmission malfunction
		Monitor	– Cyclic.
		Effect	– Maximum braking. – Low signal at “\$ALARM_STOP” output. – All active commands inhibited.
		Remedy	– Check shielding of encoder cable. – Check serial interface DSE–RDW. – Acknowledge message.
1208		Message text	ACKN. MASTERING PERFORMED <axis number>
		Cause	– Follow-up message for status message “PERFORM MASTERING”
		Monitor	– Cyclic.
		Effect	– All active commands inhibited.
		Remedy	– Perform mastering – Acknowledge message.
1209		Message text	ACKN. GENERAL SERVO ENABLE
		Cause	– There was a low signal at \$SERVO_RDY input.
		Monitor	– Cyclic.
		Effect	– All active commands inhibited.
		Remedy	– Acknowledge message.
1210		Message text	ACKN. GENERAL MOTION ENABLE
		Cause	– There was a low signal at \$MOVE_ENABLE input.
		Monitor	– Cyclic.
		Effect	– All active commands inhibited.








1 Error messages / troubleshooting (continued)








		Remedy	– Acknowledge message.
1211		Message text	STOP DUE TO SOFTWARE LIMIT SWITCH <motion direction> <axis number>
		Cause	– Overrun of a software limit switch (command value) has been detected.
		Monitor	– Cyclic, not with axis-specific manual traversing.
		Effect	– Maximum braking.
		Remedy	– If necessary acknowledge message, move robot in the opposite direction.
1212		Message text	ACKN. OPERATOR SAFETY
		Cause	– Operator safety has been tripped in the AUTOMATIC or EXTERNAL mode.
		Monitor	– Cyclic.
		Effect	– All active commands inhibited.
		Remedy	– Acknowledge message. (The robot can then be started in the AUTOMATIC or EXTERNAL mode again.)
1213		Message text	ACKN. PASSIVE STOP <RCP or teach pendant>
		Cause	– The originator of the passive stop has acknowledged the message.
		Monitor	– Cyclic.
		Effect	– Ramp-down braking. – All active commands inhibited.
		Remedy	– Acknowledge message. (Acknowledgement possible only on active unit.)
1214		Message text	POWER FAILURE
		Cause	– The cabinet voltage has been switched off, the mains voltage is interrupted.
		Monitor	–
		Effect	– Path-maintaining Emergency Stop, buffering of the mastering data, saving all data on HDD.
		Remedy	– Check the mains voltage.
1215		Message text	<command name> <action>
		Cause	– OBJH command finished.
		Monitor	– Command processing.
		Effect	– None.
		Remedy	– None.
1216		Message text	ACKN. DRIVES ERROR <axis number> NO.: **
		Cause	–
		Monitor	–
		Effect	–
		Remedy	–







1217		Message text	ACKN. SBX-HPU CONNECTED INPUT
		Cause	- Safety box has detected a fault in signal input "teach pendant plugged in".
		Monitor	- Cyclic.
		Effect	- Ramp-down braking. All active commands inhibited.
		Remedy	- Acknowledge message.
1218		Message text	ACKN. SBX-HPU DEPOSITED INPUT
		Cause	- Safety box has detected a fault in the input unit of the permanently installed input.
		Monitor	- Cyclic.
		Effect	- Ramp-down braking. All active commands inhibited.
		Remedy	- Acknowledge message.
1219		Message text	ACKN. SBX-HPU CONNECTED
		Cause	- The software has detected that in the dual-channel evaluation of the signal "Teach pendant plugged in" the two channels (MPC interface and safety box) have different statuses.
		Monitor	- Cyclic.
		Effect	- Ramp-down braking. All active commands inhibited.
		Remedy	- Acknowledge message.
1220		Message text	ACKN. EMERGENCY STOP DUE TO DIAL MASTERING
		Cause	- Softkeys for dial mastering pressed.
		Monitor	- When \$TURN instruction is executed.
		Effect	- Dynamic braking. - All active commands inhibited. - Low signal at "\$ALARM_STOP 0" output; ramp-down braking.
		Remedy	- Press the Recall key twice.
1221		Message text	ACKN. POWER MODULE AXIS <axis number> NOT /OR INCORRECTLY CONNECTED
		Cause	- The axis is incorrectly plugged into the power module or not connected at all.
		Monitor	- At runup.
		Effect	- Active commands inhibited.
		Remedy	- Connect axis correctly. - Acknowledge message.
1222		Message text	ACKN. BRAKE ERROR <axis number>
		Cause	-
		Monitor	-
		Effect	-
		Remedy	-
1223		Message text	ACKN. UNDERVOLTAGE <power module>







		Cause	–
		Monitor	–
		Effect	–
		Remedy	–
1224		Message text	ACKN. OVERVOLTAGE <power module>
		Cause	–
		Monitor	–
		Effect	–
		Remedy	–
1225		Message text	ACKN. OVERCURRENT <axis number>
		Cause	–
		Monitor	–
		Effect	–
		Remedy	–
1226		Message text	ACKN. E<2 or 7 keyswitch> SWITCH CLOSED
		Cause	–
		Monitor	–
		Effect	–
		Remedy	–
1227		Message text	ACKN. E<2 or 7 keyswitch> SWITCH OPEN
		Cause	–
		Monitor	–
		Effect	–
		Remedy	–
1228		Message text	ACKN. FEEDBACK SWITCH ON TOO LONG **
		Cause	– The energy of the axis to be braked was too high.
		Monitor	
		Effect	– Ramp-down braking.
		Remedy	– Power module ballast (feedback) switch defective. – Brake ramp in the program too steep.
1229		Message text	ACKN. WATCHDOG POWER MODULE <number>
		Cause	– The watchdog on the power module has dropped out. The watchdog is triggered by the DSE every 0.125ms.
		Monitor	– Cyclic.
		Effect	– Maximum braking.
		Remedy	– Troubleshooting in the DSE and power module area.
1230		Message text	ACKN. OVERTEMPERATURE, BALLAST RESISTOR <number> OR FAN
		Cause	– The ballast (feedback) resistor has overheated. In the motion program the robot is cyclically accelerated and decelerated without a break.







		Monitor	- Cyclic.
		Effect	- Ramp-down braking.
		Remedy	- Insert wait times into the program, reduce the acceleration.
1231		Message text	ACKN. CABINET OVER TEMPERATURE **
		Cause	- The cabinet temperature has risen above the permissible limit value.
		Monitor	- Cyclic.
		Effect	- Ramp-down braking.
		Remedy	- Reduce the external temperature. - Change the site of installation. - Check the fans. - Clean the heat exchanger.
1232		Message text	ACKN. MOTOR CABLE **
		Cause	-
		Monitor	-
		Effect	-
		Remedy	-
1233		Message text	ACKN. FAILURE OF HEAT SINK TEMPERATURE SENSOR <axis number>
		Cause	-
		Monitor	-
		Effect	-
		Remedy	-
1234		Message text	ACKN. CABINET INTERIOR TEMPERATURE SENSOR FAILURE <axis number>
		Cause	-
		Monitor	-
		Effect	-
		Remedy	-
1235		Message text	ACKN. DRIVES PARAMETER DATA <axis number> INVALID
		Cause	-
		Monitor	-
		Effect	-
		Remedy	-
1236		Message text	ACKN. FAILURE OF MOTOR TEMPERATURE SENSOR <axis number>
		Cause	-
		Monitor	-
		Effect	-
		Remedy	-







1237		Message text	ACKN. WRONG DRIVES PARAMETER <axis number> **
		Cause	–
		Monitor	–
		Effect	–
		Remedy	–
1238		Message text	ACKN. ERROR SYNC. INPUT DRIVE <axis>
		Cause	–
		Monitor	–
		Effect	–
		Remedy	–
1239		Message text	ACKN. SYNCHRONISATION ERROR DRIVE <axis>
		Cause	–
		Monitor	–
		Effect	–
		Remedy	–
1240		Message text	ACKN. <axis> WITHOUT POWER
		Cause	–
		Monitor	–
		Effect	–
		Remedy	–
1241		Message text	ACKN. i ² t MONITORING, CURRENT LIMIT OF THE MOTOR CABLE <string> AFTER <string>s EXCEEDED 100%
		Cause	– Axis overloaded. The value for the maximum permissible limit current is specified in the machine data by “\$CURR_MON[]”.
		Monitor	– Cyclic.
		Effect	– Ramp-down braking, active commands inhibited.
		Remedy	– Reduce load.
1242		Message text	ACKN. i ² t MONITORING, CURRENT LIMIT OF THE MOTOR CABLE ** AFTER ** EXCEEDED 95%
		Cause	–
		Monitor	–
		Effect	–
		Remedy	–
1243		Message text	LINE ** IN ** TOO LONG. LINE WAS CUT OFF.
		Cause	– An excessively long program line was cut off in order to avoid deletion of the rest of the program.
		Monitor	– Triggered during line compilation.
		Effect	– The line is cut off. The program is retained.
		Remedy	– Modify the incorrect line in expert mode.








1244		Message text	SUCCESS LOADING ** SERVO PARAMETERS **
		Cause	- Completed loading of servo parameters.
		Monitor	-
		Effect	-
		Remedy	-
1245		Message text	ACKN SERVO BUS DISTURBANCE DSE **
		Cause	-
		Monitor	-
		Effect	-
		Remedy	-
1246		Message text	ACKN SERVO BUS DISTURBANCE DSE **, NO BUFFERING AND AUTOMATIC DATA STORAGE POSSIBLE
		Cause	-
		Monitor	-
		Effect	-
		Remedy	-
1247		Message text	ACKN SERVO BUS DISTURBANCE **
		Cause	-
		Monitor	-
		Effect	-
		Remedy	-
1248		Message text	ACKN SERVO BUS DISTURBANCE **
		Cause	-
		Monitor	-
		Effect	-
		Remedy	-
1254		Message text	Ackn. PC fan error
		Cause	- PC fan speed was below the alarm threshold and is now back in the nominal range
		Monitor	- Cyclic.
		Effect	- None
		Remedy	- Acknowledge message
1255		Message text	Ackn. lxt servo drive %1 exceed value of %2 %%
		Cause	- If the defined lxt monitoring warning value of a drive servo is exceeded, the robot must be brought to a standstill; otherwise, the drive servo is deactivated when the maximum value of 100% is exceeded
		Monitor	-
		Effect	-
		Remedy	- Acknowledge message








1300		Message text	PARITY ERROR
		Cause	- Parity incorrectly set.
		Monitor	- On transmission.
		Effect	- None.
		Remedy	- Check parity setting on controller and operator control unit (PC).
1301		Message text	PROCEDURE ERROR
		Cause	- Transmission error in LSV2 procedure which was not detected by the parity monitor.
		Monitor	- On transmission.
		Effect	- None.
		Remedy	- Repeat transmission. - Increase procedure repetition counter. - Check cable.
1302		Message text	CHANNEL NOT AVAILABLE
		Cause	- Procedure monitoring time elapsed.
		Monitor	- On transmission.
		Effect	- None.
		Remedy	- Increase procedure monitoring time.
1303		Message text	SCC OVERFLOW
		Cause	- Baud rate set too high (SCC = Serial Communication Controller).
		Monitor	- On transmission.
		Effect	- None.
		Remedy	- Reduce baud rate.
1304		Message text	REFERENCING AXIS <axis number> INADMISSIBLE
		Cause	- Attempt to reference a non-incremental axis.
		Monitor	- During single-axis referencing.
		Effect	- The specified axis is not referenced.
		Remedy	- Master the axis.
1305		Message text	RCP SWITCH POSITION INADMISSIBLE
		Cause	- Too many transfer processes started (a maximum of 4 transfer processes can be started.)
		Monitor	- During transfer.
		Effect	- None.
		Remedy	- Wait until one process has been completed. - Stop one process.








1306		Message text	DEVICE NOT READY
		Cause	<ul style="list-style-type: none"> - Cable defective or not connected. - Device switched off (e.g. printer).
		Monitor	<ul style="list-style-type: none"> - During transfer.
		Effect	<ul style="list-style-type: none"> - None.
		Remedy	<ul style="list-style-type: none"> - Check cable and device.
1307		Message text	FORMAT ERROR
		Cause	<ul style="list-style-type: none"> - Hardware error of the interface on I-CPU.
		Monitor	<ul style="list-style-type: none"> - During transfer.
		Effect	<ul style="list-style-type: none"> - None.
		Remedy	<ul style="list-style-type: none"> - If the error occurs repeatedly, change the board (interface CPU).
1308		Message text	CHANNEL NOT ALLOWED IN COMMAND
		Cause	<ul style="list-style-type: none"> - Command does not support any channels.
		Monitor	<ul style="list-style-type: none"> - In command processing.
		Effect	<ul style="list-style-type: none"> - Command is not executed.
		Remedy	<ul style="list-style-type: none"> - None.
1309		Message text	OBJECT IS NOT AVAILABLE
		Cause	<ul style="list-style-type: none"> - Objects that are not available in the KRC cannot be addressed.
		Monitor	<ul style="list-style-type: none"> - In command processing.
		Effect	<ul style="list-style-type: none"> - Command is not executed.
		Remedy	<ul style="list-style-type: none"> - Wrong object selected.
1310		Message text	TOO MANY OBJECTS ARE SELECTED
		Cause	<ul style="list-style-type: none"> - Too many objects selected.
		Monitor	<ul style="list-style-type: none"> - In command processing.
		Effect	<ul style="list-style-type: none"> - Command is not executed.
		Remedy	<ul style="list-style-type: none"> - Select only the permitted number of objects (approx. 150).
1311		Message text	<object name> NOT CORRECTLY COPIED
		Cause	<ul style="list-style-type: none"> - Errors have been detected in the line analysis.
		Monitor	<ul style="list-style-type: none"> - In command processing.
		Effect	<ul style="list-style-type: none"> - Error token in the object.
		Remedy	<ul style="list-style-type: none"> - Correct object.






1312		Message text	<object name> ASSIGNED
		Cause	<ul style="list-style-type: none"> - Object cannot be processed in this state (object already assigned). - Module package cannot be linked since at least one of the objects of the module package is assigned.
		Monitor	- In command processing.
		Effect	- Command is not executed.
		Remedy	- None.
1313		Message text	INVALID STATEMENT
		Cause	- The source and target specifications do not conform to the convention for "COPY".
		Monitor	- In command processing.
		Effect	- Command is not executed.
		Remedy	- Specify the source and target correctly.
1314		Message text	DATA NOT ALLOWED
		Cause	<ul style="list-style-type: none"> - Extension not compatible. - copy *.* (copy *.* is possible into a directory only).
		Monitor	- In command processing.
		Effect	- Command is not executed.
		Remedy	- Specify extension correctly.
1315		Message text	<module name> IS NOT A MODULE
		Cause	- The name represents a directory.
		Monitor	- In command processing.
		Effect	- Command is not executed.
		Remedy	- Take a different module.
1316		Message text	RUNTIME VALUES FOR TRIGGER IN SUBROUTINES INADMISSIBLE
		Cause	- In a subroutine a trigger is defined which is possibly not activated until the main program. If runtime values are used in trigger assignment, they are not valid at the time of activation.
		Monitor	- During program execution.
		Effect	- Ramp-down braking, all active commands inhibited.
		Remedy	- Alter program, use only global variables, acknowledge message.
1317		Message text	DELETING OF SYSTEM FILES IS INADMISSIBLE
		Cause	-
		Monitor	-
		Effect	-
		Remedy	-







1318		Message text	FILE DESCRIPTION CANNOT BE PROCESSED
		Cause	<ul style="list-style-type: none"> - Module information that cannot be evaluated has been received in a COPY operation from an external source.
		Monitor	<ul style="list-style-type: none"> - In command processing.
		Effect	<ul style="list-style-type: none"> - Command is not executed.
		Remedy	<ul style="list-style-type: none"> - Check interface software.
1319		Message text	<object> CANNOT BE CORRECTED
		Cause	<ul style="list-style-type: none"> - An invalid extension has been specified (only "DAT" is allowed). - An attempt has been made to transmit or edit a protected file.
		Monitor	<ul style="list-style-type: none"> - In command processing.
		Effect	<ul style="list-style-type: none"> - Command is not executed.
		Remedy	<ul style="list-style-type: none"> - Select data list. - Set INIT switch on I-CPU to position 3.
1320		Message text	EXTENSION NOT ALLOWED
		Cause	<ul style="list-style-type: none"> - An extension has been specified in a command where it is not allowed (e.g. analyse otto.src).
		Monitor	<ul style="list-style-type: none"> - In command processing.
		Effect	<ul style="list-style-type: none"> - Command is not executed.
		Remedy	<ul style="list-style-type: none"> - Correct command.
1321		Message text	<path> IS NOT A DIRECTORY
		Cause	<ul style="list-style-type: none"> - Command contains an invalid subdirectory (e.g. dir /R1/otto/abc, /abc not allowed).
		Monitor	<ul style="list-style-type: none"> - In command processing.
		Effect	<ul style="list-style-type: none"> - Command is not executed.
		Remedy	<ul style="list-style-type: none"> - Correct command.
1322		Message text	<module> NOT LINKED
		Cause	<ul style="list-style-type: none"> - "UNLINK" has been applied to an object that is not a program.
		Monitor	<ul style="list-style-type: none"> - In command processing.
		Effect	<ul style="list-style-type: none"> - Command is not executed.
		Remedy	<ul style="list-style-type: none"> - None.
1323		Message text	<path> INVALID DATA MODULE NAME OR EXTENSION
		Cause	<ul style="list-style-type: none"> - An invalid path, module name or extension has been specified.
		Monitor	<ul style="list-style-type: none"> - In command processing.
		Effect	<ul style="list-style-type: none"> - Command is not executed.
		Remedy	<ul style="list-style-type: none"> - Correct command.







1324		Message text	<object> NOT AVAILABLE
		Cause	- An object that is not available has been addressed.
		Monitor	- In command processing.
		Effect	- Command is not executed.
		Remedy	- Create the object.
1325		Message text	<object> CANNOT BE PROCESSED
		Cause	- An object that has already been assigned has been addressed.
		Monitor	- In command processing.
		Effect	- Command is not executed.
		Remedy	- Free the assignment (/R1/CONFIG>DAT).
1326		Message text	<object> : <number of errors> COMPILATION ERROR
		Cause	- The indicated number of errors have been detected in the indicated object during total compilation.
		Monitor	- In command processing.
		Effect	- Command is not executed.
		Remedy	- Correct the errors.
1327		Message text	<module> LINKING ERROR
		Cause	- One or more errors have been detected in the indicated module during linking.
		Monitor	- In command processing.
		Effect	- Command is not executed.
		Remedy	- Using the error list, correct the error(s).
1328		Message text	FAULTY FILE
		Cause	- Module is not correct for TTS calculation.
		Monitor	- In command processing.
		Effect	- None.
		Remedy	-
1329		Message text	ACCESS TO IMPORTED VARIABLE IS NOT POSSIBLE
		Cause	- The search path has not been extended to the external data list.
		Monitor	- In command processing.
		Effect	- Command has not been executed.
		Remedy	- Extend the search path.
1330		Message text	SOURCE AND TARGET OBJECT ARE IDENTICAL
		Cause	- The source and target specifications define the same object.
		Monitor	- In command processing.
		Effect	- Command is not executed.
		Remedy	- Change target object.







1331		Message text	<module> NOT CORRECT
		Cause	- An incorrect module has been selected in a linking operation.
		Monitor	- In command processing.
		Effect	- Command is not executed.
		Remedy	- Correct the error in the indicated module (perform ANALYSE).
1332		Message text	Line selection not possible: too many Interrupts
		Cause	- An attempt has been made to carry out a block selection in a local subprogram that is not in the caller stack. At this point, the maximum permissible number of interrupts that can be declared or activated was exceeded.
		Monitor	-
		Effect	- Block selection to the subprogram is not possible.
		Remedy	- Reduce the number of KRL interrupts accordingly.
1333		Message text	<object> CANNOT BE DELETED
		Cause	- Object cannot be deleted because it is write-protected.
		Monitor	- In command processing.
		Effect	- Command is not executed.
		Remedy	- None.
1334		Message text	MORE THAN 16 INTERRUPTS DEFINED
		Cause	- Program instruction INTERRUPT ON can switch on a maximum of 16 defined interrupts but more than 16 are defined.
		Monitor	- Program processing.
		Effect	- Ramp-down braking.
		Remedy	- Reduce number.
1335		Message text	<module> SELECTED
		Cause	- Program cannot be unlinked; module is selected with "RUN".
		Monitor	- In command processing.
		Effect	- Command is not executed.
		Remedy	- Terminate program run (CANCEL).
1336		Message text	COR ARE FOR DATA LISTS ONLY
		Cause	- COR is allowed for data lists only.
		Monitor	- In command processing.
		Effect	- Command is not executed.
		Remedy	- Select a data list.
1337		Message text	TOO COMPLEX
		Cause	- Copying from one channel to another (not allowed in SWP1).
		Monitor	- In command processing.
		Effect	- Command is not executed.






	Remedy	- None.
1338	 Message text	BLOCK CANNOT BE CORRECTED
	Cause	- TTS or BASE calculation cannot be performed. (TTS = tool-based technological system).
	Monitor	- In command processing.
	Effect	- None.
	Remedy	
1339	 Message text	UNKNOWN EXTERNAL MESSAGE (<external message number>)
	Cause	- It has not been possible to convert an external message (e.g. from the interface CPU, PSX) into an RCX message.
	Monitor	- In command processing.
	Effect	- None.
	Remedy	- Acknowledge message.
1340	 Message text	NOT ALLOWED REFERENCE SYSTEM
	Cause	- The reference system for manual motion is not possible for the kinematic system.
	Monitor	- At start. - With traversing keys.
	Effect	-
	Remedy	- Select a different reference system (TRANSYS).
1341	 Message text	REFERENCE SYSTEM DEFINITION NOT COMPLETE
	Cause	- At least one frame required for calculating the reference matrix has not been assigned.
	Monitor	- In cartesian motion commands (e.g. MOVE, PTP, LIN).
	Effect	
	Remedy	
1342	 Message text	WORK ENVELOPE EXCEEDED
	Cause	- Working zone limit has been exceeded.
	Monitor	- Cyclic.
	Effect	- Maximum braking. - All active commands inhibited.
	Remedy	- Acknowledge message.
1343	 Message text	SYNC()-CALL NOT PROGRAMMED
	Cause	- In IRSTOPMESS, the user has failed to respond to \$Power-Fail by calling the SYNC() function.
	Monitor	- During power failure.
	Effect	- None.
	Remedy	- Correct the application program.
1344	 Message text	Robot system is not available







	Cause	- No second robot system activated in the machine data (command: \$HOME = "/R2")
	Monitor	- During command execution. - During program execution.
	Effect	- In command execution a) The command is not executed.
	Remedy	- In program execution - Ramp-down braking - All active commands inhibited. - Alter machine data. - Acknowledge message.
1345	 Message text	CHANGE REFERENCE DIRECTION <axis number>
	Cause	- During single-axis referencing the wrong direction key was pressed, depending on machine datum \$DIR_CAL. - All axes are mastered.
	Monitor	- During referencing.
	Effect	- Axis cannot be referenced in this direction.
	Remedy	- Carry out referencing in the other direction.
1346	 Message text	INADMISSIBLE MASTERING SEQUENCE
	Cause	- The mastering sequence was not adhered to (depending on machine datum \$SEQ_CAL).
	Monitor	- During mastering.
	Effect	- Axis cannot be mastered.
	Remedy	- Observe mastering sequence.
1347	 Message text	ROBOT NOT MASTERED
	Cause	- Selection of a program without the robot being mastered. - Start of a program without the robot being mastered.
	Monitor	- In command processing. - In program processing.
	Effect	-
	Remedy	- Master the robot. - Acknowledge message.
1348	 Message text	<axis number> AXIS SYNCHRONIZED
	Cause	- In single-axis referencing, an attempt has been made to reference an axis which has already been referenced.
	Monitor	- During referencing.
	Effect	- The axis is not referenced.
	Remedy	- Select the next axis which has not been referenced.
1349	 Message text	ROBOT MASTERED
	Cause	- All axes mastered.







	Monitor	- In mastering.
	Effect	- Robot is mastered.
	Remedy	-
1350	 Message text	BCO REACHED
	Cause	- After the first position in the user program has been reached. - After repositioning (\$POS_RET, \$AXIS_RET, \$POS_FOR, \$AXIS_FOR, etc.).
	Monitor	- With BCO travel.
	Effect	- Signalling that BCO has been achieved.
	Remedy	- None.
1351	 Message text	DRIFT COMPENSATION ABORTED
	Cause	- The drift compensation was interrupted by a stop (Stop key, message triggering a stop).
	Monitor	- Cyclic for the duration of drift compensation.
	Effect	- Drift compensation failed (dynamic braking).
	Remedy	- Repeat drift compensation.
1352	 Message text	AXIS <axis number> INHIBITED
	Cause	- An attempt has been made to move an axis in the inhibited direction (inhibited by software limit switch).
	Monitor	- In command processing.
	Effect	- Command is not executed.
	Remedy	- Move axis off limit switch in other direction.
1353	 Message text	KEY COMBINATION <KCP> INADMISSIBLE
	Cause	- Simultaneous pressing of more than one key on the KCP.
	Monitor	- Cyclic.
	Effect	- KCP operation momentarily interrupted.
	Remedy	- Release all keys on the KCP.
1355	 Message text	DEADMAN SWITCH REQUIRED
	Cause	- The safety (deadman) switch has not been pressed while actuating the start or traversing key in mode T1 or T2.
	Monitor	- In command processing.
	Effect	- Command is not executed.
	Remedy	- Press safety switch.
1356	 Message text	START KEY REQUIRED
	Cause	- The "START" command has been entered textually. - Execution of the command requires the start key to be pressed.
	Monitor	- In command processing.
	Effect	- None.








	Remedy	<ul style="list-style-type: none"> - Press start key. - External computer: check job identification.
1357	 Message text	RESET REQUIRED
	Cause	<ul style="list-style-type: none"> - RUN has been applied to a process in the end state.
	Monitor	<ul style="list-style-type: none"> - In command processing. - In program processing.
	Effect	<ul style="list-style-type: none"> - In command processing <ul style="list-style-type: none"> - Command is not executed. - In program processing <ul style="list-style-type: none"> - Ramp-down braking - All active commands inhibited.
	Remedy	<ul style="list-style-type: none"> - RESET program. - In program processing the message has to be acknowledged.
1358	 Message text	SELECTION REQUIRED
	Cause	<ul style="list-style-type: none"> - Start key pressed without a program being selected. - "RUN" without path specification and no program is selected.
	Monitor	<ul style="list-style-type: none"> - When start key is pressed. - At RUN command.
	Effect	<ul style="list-style-type: none"> - Command is not executed.
	Remedy	<ul style="list-style-type: none"> - Select program.
1359	 Message text	TTS CANNOT BE DETERMINED
	Cause	<ul style="list-style-type: none"> - Termination of search for the path direction point. (TTS = tool-based technological system).
	Monitor	<ul style="list-style-type: none"> - In command processing.
	Effect	<ul style="list-style-type: none"> - None.
	Remedy	<ul style="list-style-type: none"> -
1360	 Message text	SELECTION NOT ALLOWED
	Cause	<ul style="list-style-type: none"> - Selected block does not exist in the program.
	Monitor	<ul style="list-style-type: none"> - In command processing.
	Effect	<ul style="list-style-type: none"> - Command is not executed.
	Remedy	<ul style="list-style-type: none"> - Select correct block number.
1361	 Message text	STOP DUE TO NODE SWITCHOVER
	Cause	<ul style="list-style-type: none"> - The node setting has been changed during actuation of a traversing key or execution.
	Monitor	<ul style="list-style-type: none"> - In command processing.
	Effect	<ul style="list-style-type: none"> - Ramp-down braking. - All active commands inhibited.
	Remedy	<ul style="list-style-type: none"> - Acknowledge message.
1362	 Message text	STOP DUE TO OPERATING MODE CHANGE
	Cause	<ul style="list-style-type: none"> - Active processes are stopped if the mode is changed.
	Monitor	<ul style="list-style-type: none"> - Cyclic.







		Effect	- Path-maintaining Emergency Stop.
		Remedy	- Acknowledge message.
1363		Message text	OPERATOR CONTROL UNIT DISABLED
		Cause	- Command cannot be executed because the KCP settings do not fulfil the conditions. a) For RCP and stationary KCP the mode AUT is required. b) For non-stationary KCP the mode T1 or T2 is required. c) For host computers the mode EXT is required.
		Monitor	- In command processing.
		Effect	- Command cannot be executed.
		Remedy	- Fulfil the "active" conditions.
1364		Message text	OUT PARAMETERS INADMISSIBLE
		Cause	- Trigger with subprogram call where reference parameters are transferred.
		Monitor	-
		Effect	-
		Remedy	- Correct program, acknowledge.
1365		Message text	PATH TRIGGER WITH PTP MOTION INADMISSIBLE
		Cause	- Path triggers are not permissible with PTP motions.
		Monitor	-
		Effect	- Program execution is stopped.
		Remedy	- Correct program, acknowledge, reboot.
1366		Message text	CARTESIAN TARGET NOT POSSIBLE
		Cause	- When using a 5-axis robot (\$DEF_A4FIX=TRUE) and palletizing mode is deactivated (\$PAL_MODE=FALSE), only PTP motions with an axis-specific target may be carried out.
		Monitor	- In the line interpreter.
		Effect	- Path-maintaining braking.
		Remedy	-
1367		Message text	ACTIVE STATUS REQUIRED
		Cause	- The command entered may only be issued from an active operator control unit (modes T1, T2, AUT).
		Monitor	- In command processing.
		Effect	- Command is not executed.
		Remedy	- Switch operator control unit to active status.
1368		Message text	<operator control device> IS ACTIVE
		Cause	- Indicated operator control unit is active.
		Monitor	- In command processing.
		Effect	- Command is not executed.
		Remedy	- Switch indicated operator control unit to passive status.







1369		Message text	ACTIVE ALLOWED IN <mode> ONLY
		Cause	<ul style="list-style-type: none"> - For RCP and stationary KCP the mode AUT is required. - For non-stationary KCP the mode T1 or T2 is required. - For host computers the mode EXT is required.
		Monitor	- In command processing.
		Effect	- Command is not executed.
		Remedy	- Set the correct mode.
1370		Message text	PASSIVE STOP
		Cause	- Stop from a passive operator control unit (the message is displayed only if an active process has been stopped).
		Monitor	- Cyclic.
		Effect	<ul style="list-style-type: none"> - Ramp-down braking. - All active commands inhibited.
		Remedy	- Acknowledge message (acknowledgement possible only on the originating unit, even in passive status).
1371		Message text	STOP DUE TO UNIT PASSIVE
		Cause	- The operator control unit has been deactivated during actuation of the start key or a traversing key in mode T1 or T2, or during the BCO run.
		Monitor	- In command processing.
		Effect	<ul style="list-style-type: none"> - Ramp-down braking. - All active commands inhibited.
		Remedy	<ul style="list-style-type: none"> - Switch operator control unit to active status. - Acknowledge message.
1372		Message text	PROCESS ACTIVE
		Cause	- An attempt has been made to start an active command during an active process.
		Monitor	<ul style="list-style-type: none"> - In command processing. - In program processing.
		Effect	<ul style="list-style-type: none"> - In command processing <ul style="list-style-type: none"> - Command is not executed. - In program processing <ul style="list-style-type: none"> - Ramp-down braking - All active commands inhibited.
		Remedy	<ul style="list-style-type: none"> - Wait until end of processing. - Stop active processing. - In program processing the message has to be acknowledged.
1373		Message text	PROCESS BUSY
		Cause	- Program already selected.
		Monitor	<ul style="list-style-type: none"> - In command processing. - In program processing.







	Effect	<ul style="list-style-type: none"> - In command processing - Command is not executed. - In program processing - Ramp-down braking - All active commands inhibited.
	Remedy	<ul style="list-style-type: none"> - Deselect program already selected. - In program processing the message has to be acknowledged.
1374	 Message text	PROCESS DISABLED
	Cause	- All selected processes have the program mode "DISABLED" or a non-disabled process is finished.
	Monitor	- In command processing.
	Effect	- Command is not executed.
	Remedy	- Alter program mode.
1375	 Message text	COMMAND NOT ALLOWED
	Cause	- Impermissible or unknown command.
	Monitor	- In command processing.
	Effect	- None.
	Remedy	- Enter command correctly.
1376	 Message text	ACTIVE COMMANDS INHIBITED
	Cause	- A message which causes the active commands to be inhibited has been set.
	Monitor	- In command processing.
	Effect	- Command is not executed.
	Remedy	- Acknowledge active messages in the message window.
1377	 Message text	COMMAND EXECUTION NOT POSSIBLE
	Cause	- A preceding command is still being processed.
	Monitor	- In command processing.
	Effect	- Command is not executed.
	Remedy	<ul style="list-style-type: none"> - Cancel command. - Wait until end of preceding command.
1378	 Message text	COMMAND NOT BEING PROCESSED
	Cause	- The command that is to be cancelled has already been processed.
	Monitor	- In command processing.
	Effect	- None.
	Remedy	- None.
1379	 Message text	COMMAND ABORTED
	Cause	<ul style="list-style-type: none"> - The command has been cancelled. - During editing abort has been selected by the editor kernel before the command concerned (ERASE,GET,FIND) is called.







	Monitor	<ul style="list-style-type: none"> - In command processing. - In editing.
	Effect	-
	Remedy	-
1380	 Message text	BACKGROUND PROCESS BUSY WITH <operator control device>
	Cause	- The background is exclusively assigned to another operator.
	Monitor	- In command processing.
	Effect	- Background cannot be exclusively assigned.
	Remedy	<ul style="list-style-type: none"> - Cancel the exclusive assignment of the indicated device. - Provide complete specifications in \$OPTION.DAT.
1381	 Message text	BACKGROUND OCCUPIED
	Cause	- A command is already being processed in the background.
	Monitor	- In command processing.
	Effect	- Command is not executed.
	Remedy	<ul style="list-style-type: none"> - Cancel command. - Wait until command has been executed.
1382	 Message text	ABORTED
	Cause	- "BREAK" has been repeated.
	Monitor	- In command processing.
	Effect	- None.
	Remedy	- None.
1383	 Message text	** IS NOT A MEMORY DUMP
	Cause	- When writing a data block (a file received from the controller or a temporary file created by the server), it has been discovered that there is not enough space available on the storage medium (hard disk).
	Monitor	
	Effect	- The currently edited file is deleted.
	Remedy	- Create space on the storage medium (delete files that are no longer required).
1384	 Message text	PARAMETER NOT PROCESSED
	Cause	- A RUN command with a parameter has been executed for a program that is already selected.
	Monitor	- In command processing.
	Effect	- The parameter is not evaluated.
	Remedy	- Cancel and reselect the program.
1385	 Message text	PROTOCOL ERROR
	Cause	- Error in the protocol software of the operator control unit or output device.
	Monitor	- In command processing.
	Effect	- The command is aborted.


	Remedy	- Check protocol software.
1386	 Message text	INTERRUPT-UP: MAX. 10 ARGUMENTS ADMISSIBLE
	Cause	- More than 10 arguments have been specified.
	Monitor	-
	Effect	-
	Remedy	- Reduce the number of arguments to the maximum permissible number.
1387	 Message text	VARIABLE TOO LARGE
	Cause	- The variable specified in SHOW VAR or SET INFO is too complex or too large (e.g. field is larger than the display).
	Monitor	- In command processing.
	Effect	- Command is not executed.
	Remedy	- Subdivide the request into several sections.
1388	 Message text	<string> VARIABLE WRITE PROTECTED IN MODULE <string> LINE <string>
	Cause	- In a program module an attempt was made to change a write-protected variable.
	Monitor	- In program mode.
	Effect	-
	Remedy	-
1389	 Message text	OPTION <option name> MISSING
	Cause	- The option has not been entered.
	Monitor	- In command processing.
	Effect	- Command is not executed.
	Remedy	- Enter the option.
1390	 Message text	CIRC ANGLE NOT ACCEPTED
	Cause	
	Monitor	
	Effect	- None.
	Remedy	
1391	 Message text	Access to component not allowed
	Cause	- Illegal access to a component of the program/motion trace (e.g. SHOW VAR \$PRO_TRACE[5].NAME[2]).
	Monitor	- In command processing.
	Effect	- Command is not executed.
	Remedy	
1392	 Message text	WRITE PROTECTION DUE TO PROCESS STATUS
	Cause	- Write access to a "\$" variable with an illegal process status (active, not active, RC Ready).
	Monitor	- In command processing.


	Effect	- Command is not executed.
	Remedy	- Set a permissible process status.
1393	 Message text	WRITE PROTECTION DUE TO OPERATOR CONTROL UNIT STATUS
	Cause	- An attempt has been made to write a "\$" variable with the operator control unit status incorrectly set.
	Monitor	- In command processing.
	Effect	- Command is not executed.
	Remedy	- Switch operator control unit to "active" status.
1394	 Message text	READ PROTECTION DUE TO PROCESS STATUS
	Cause	- Reading of a "\$" variable with an inadmissible process status (active, not active, RC ready).
	Monitor	- In command processing.
	Effect	- Command is not executed.
	Remedy	- Set a permissible process status.
1395	 Message text	READ PROTECTION DUE TO OPERATOR CONTROL UNIT STATUS
	Cause	- Reading of a "\$" variable with the operator control unit status incorrectly set.
	Monitor	- In command processing.
	Effect	- Command is not executed.
	Remedy	- Switch operator control unit to "active" status.
1396	 Message text	PROGRAM NOT LINKED
	Cause	- Selection of a non-linked program.
	Monitor	- At selection.
	Effect	- In command processing - Command is not executed. - In program processing - Ramp-down braking - All active commands inhibited.
	Remedy	- Link the program. - In program processing the message has to be acknowledged.
1397	 Message text	MEMORY REQUEST FOR PARAMETER LIST TOO LARGE
	Cause	- The transfer parameters of the program require too much memory.
	Monitor	- During command execution.
	Effect	-
	Remedy	- Acknowledge message, correct program, reselect program.
1398	 Message text	Check rcp selector switch
	Cause	- The selector switch on the RCP is not set to "RUN" in the case of selection or start from another operator control unit.
	Monitor	- In command processing.
	Effect	- Command is not executed.


		Remedy	– Turn the selector switch on the RCP to “RUN”.
1399		Message text	MESSAGE CANNOT BE ACKNOWLEDGED
		Cause	– Acknowledgement of a status (operational) message.
		Monitor	– In command processing.
		Effect	– Command is not executed.
		Remedy	– None. Read the message.
1400		Message text	Message not available
		Cause	– Textual acknowledgement of a message that is not available.
		Monitor	– In command processing.
		Effect	– Command cannot be executed.
		Remedy	–
1401		Message text	Control structure next block <block number>
		Cause	– Selection into a control structure.
		Monitor	– In program processing.
		Effect	– Ramp–down braking. – All active commands inhibited. – The control structure is exited when the end is identified.
		Remedy	– Acknowledge message.
1402		Message text	Select startup
		Cause	– A command has been entered that is only allowed in the startup mode.
		Monitor	– With all commands of the startup mode.
		Effect	– Command is not executed.
		Remedy	– Select the startup mode. – Acknowledge message.
1403		Message text	Interrupt instruction aborted
		Cause	– Motion instruction in the interrupt routine that is executed after an error stop. The interrupt module that is called after an error stop may not contain any motion instructions.
		Monitor	– In program processing.
		Effect	– Ramp–down braking.
		Remedy	– Modify interrupt module accordingly. – Acknowledge message.
1404		Message text	Edit commands now allowed
		Cause	– The user is in the mode “Editing without implicit block selection”, and after completion of the current motion block has received an editor enable. The object is write–protected.
		Monitor	– During command execution.
		Effect	–
		Remedy	– Note: editing is now possible.


1405		Message text	<object name> is write protected
		Cause	- Object is write-protected.
		Monitor	- In command processing.
		Effect	- Command is not executed.
		Remedy	- Check object status (e.g. unlink or deselect object).
1406		Message text	Error in path
		Cause	- Error in path specification e.g. /R5.
		Monitor	- In command processing.
		Effect	- Command is not executed.
		Remedy	- Check and correct path specification.
1407		Message text	Edit commands inadmissible, finish movement first
		Cause	- The user tries to edit a program while in mode "Editing without implicit block selection". The user is still located in a motion instruction.
		Monitor	- During command execution.
		Effect	- Editing is not possible.
		Remedy	- Press the Start key again until the message "Edit commands now allowed" appears. Editing is then possible.
1408		Message text	Line compilation or decompilation error
		Cause	- Message will soon be deleted.
		Monitor	
		Effect	- No effect.
		Remedy	
1409		Message text	No trigger allowed in ISR or *.SUB
		Cause	- Trigger was programmed in interrupt or SUB module.
		Monitor	- Program execution.
		Effect	- Program execution stopped, all active commands inhibited.
		Remedy	- Correct program, acknowledge message.
1410		Message text	Program line does not exist
		Cause	-
		Monitor	-
		Effect	-
		Remedy	-


1411		Message text	Line selection beyond buffer: Next start deletes buffer.
		Cause	– Line selection outside the trace.
		Monitor	– During line selection.
		Effect	– When the Start key is pressed, the buffer for backward motion is deleted.
		Remedy	– Before pressing the Start key, make another line selection within the buffer. After that the backward motion can be carried out.
1412		Message text	Axis <axis number> acceleration not programmed
		Cause	– No value has been assigned to the program datum “\$ACC_AXIS”.
		Monitor	– When starting a PTP block.
		Effect	– All active commands inhibited.
		Remedy	– Alter the program accordingly. – Acknowledge message.
1413		Message text	Axis <axis number> velocity not programmed
		Cause	– No value has been assigned to the program datum “\$VEL_AXIS”.
		Monitor	– When starting a PTP block.
		Effect	– All active commands inhibited.
		Remedy	– Alter the program accordingly. – Acknowledge message.
1414		Message text	Path acceleration not programmed
		Cause	– No value has been assigned to the program datum “\$ACC.CP”.
		Monitor	– At the first CP block.
		Effect	– All active commands inhibited.
		Remedy	– Alter the program accordingly. – Acknowledge message.
1415		Message text	Path velocity not programmed
		Cause	– No value has been assigned to the program datum “\$VEL.CP”.
		Monitor	– At the first CP block.
		Effect	– All active commands inhibited.
		Remedy	– Alter the program accordingly. – Acknowledge message.
1416		Message text	Orientation acceleration not programmed
		Cause	– No value has been assigned to the program data “\$ACC.ORI1” and “\$ACC.ORI2”.
		Monitor	– At the first CP block.
		Effect	– Ramp–down braking. – All active commands inhibited.
		Remedy	– Alter the program accordingly. – Acknowledge message.


1417		Message text	Orientation velocity not programmed
		Cause	<ul style="list-style-type: none"> - No value has been assigned to the program data "\$VEL.ORI1" and "\$VEL.ORI2".
		Monitor	<ul style="list-style-type: none"> - At the first CP block.
		Effect	<ul style="list-style-type: none"> - Ramp-down braking. - All active commands inhibited.
		Remedy	<ul style="list-style-type: none"> - Alter the program accordingly. - Acknowledge message.


1418		Message text	<X,Y,Z,A,B,C> BASE not programmed
		Cause	<ul style="list-style-type: none"> - No value has been assigned to the program datum "\$BASE". <li style="padding-left: 20px;">- in a user program <li style="padding-left: 20px;">- after overall reset of the control for a cartesian command.
		Monitor	<ul style="list-style-type: none"> - With a cartesian motion.
		Effect	<ul style="list-style-type: none"> - In command processing <li style="padding-left: 20px;">- Command is not executed. - In program processing <li style="padding-left: 20px;">- Ramp-down braking <li style="padding-left: 20px;">- All active commands inhibited.
		Remedy	<ul style="list-style-type: none"> - In command processing <li style="padding-left: 20px;">- Assign a value to "\$BASE". - In program processing <li style="padding-left: 20px;">- Alter the program accordingly <li style="padding-left: 20px;">- Acknowledge message.


1419		Message text	<X,Y,Z,A,B,C> TOOL not programmed
		Cause	<ul style="list-style-type: none"> - No value has been assigned to the program datum "\$TOOL" <li style="padding-left: 20px;">- in a user program <li style="padding-left: 20px;">- after overall reset of the control for a cartesian command.
		Monitor	<ul style="list-style-type: none"> - With a cartesian motion.
		Effect	<ul style="list-style-type: none"> - In command processing <li style="padding-left: 20px;">- Command is not executed. - In program processing <li style="padding-left: 20px;">- Ramp-down braking <li style="padding-left: 20px;">- All active commands inhibited.
		Remedy	<ul style="list-style-type: none"> - In command processing <li style="padding-left: 20px;">- Assign a value to "\$TOOL". - In program processing <li style="padding-left: 20px;">- Alter the program accordingly <li style="padding-left: 20px;">- Acknowledge message.






1420		Message text	Approximation not programmed <approximation criterion>
		Cause	<ul style="list-style-type: none"> - No value has been assigned to the program data "\$APO.VEL", "\$APO.ROB", "\$APO.DIS", and/or "\$APO.ORI".
		Monitor	<ul style="list-style-type: none"> - When starting the first motion block with approximate positioning.
		Effect	<ul style="list-style-type: none"> - Ramp-down braking. - All active commands inhibited.
		Remedy	<ul style="list-style-type: none"> - Alter the program accordingly. - Acknowledge message.


1421		Message text	<file> : <number> compilation error
		Cause	<ul style="list-style-type: none"> - Compilation error due to unrecognized data type can occur in the case of global self-defined data types and ENUMs. This means that the GUI must initiate a second download.
		Monitor	<ul style="list-style-type: none"> - During command execution.
		Effect	<ul style="list-style-type: none"> - When this error is caused by global types, it can be corrected by downloading the files twice.
		Remedy	<ul style="list-style-type: none"> - The GUI filters out the error number and initiates the double download for the file in question.

1422		Message text	<\$ variable> invalid value
		Cause	<ul style="list-style-type: none"> - Read access to a variable that is not initialized or that has an invalid value, e.g. reading of "\$POS_INT" outside an interrupt routine.
		Monitor	<ul style="list-style-type: none"> - In command processing. - In program processing.
		Effect	<ul style="list-style-type: none"> - In command processing <ul style="list-style-type: none"> - Command is not executed. - In program processing <ul style="list-style-type: none"> - Ramp-down braking - All active commands inhibited.
		Remedy	<ul style="list-style-type: none"> - Alter the program. - Acknowledge message.

1423		Message text	Overflow
		Cause	<ul style="list-style-type: none"> - Value is not compatible with the specified data type, e.g. value assignment of a number >255 to the data type "char".
		Monitor	<ul style="list-style-type: none"> - In command processing. - In program processing.
		Effect	<ul style="list-style-type: none"> - In command processing <ul style="list-style-type: none"> - Command is not executed. - In program processing <ul style="list-style-type: none"> - Ramp-down braking - All active commands inhibited.
		Remedy	<ul style="list-style-type: none"> - Alter data type. - Acknowledge message in program processing.

1424		Message text	PROGRAM STACK OVERFLOW
		Cause	<ul style="list-style-type: none"> - The nesting depth for subprograms and functions has been exceeded.
		Monitor	<ul style="list-style-type: none"> - In program processing.
		Effect	<ul style="list-style-type: none"> - Ramp-down braking. - All active commands inhibited.
		Remedy	<ul style="list-style-type: none"> - Alter the program accordingly. - Acknowledge message.

1425		Message text	Instruction not allowed
		Cause	<ul style="list-style-type: none"> - Program instruction that is not allowed as a command. - Program instruction that is only allowed in an interrupt routine.
		Monitor	<ul style="list-style-type: none"> - In command processing. - In program processing.
		Effect	<ul style="list-style-type: none"> - In command processing <ul style="list-style-type: none"> - Command is not executed. - In program processing <ul style="list-style-type: none"> - Ramp-down braking - All active commands inhibited.
		Remedy	<ul style="list-style-type: none"> - Alter the program accordingly. - Acknowledge message.
<hr/>			
1426		Message text	Variable stack depth exceeded
		Cause	<ul style="list-style-type: none"> - The nesting depth of the variable has been exceeded.
		Monitor	<ul style="list-style-type: none"> - In program processing.
		Effect	<ul style="list-style-type: none"> - Ramp-down braking. - All active commands inhibited.
		Remedy	<ul style="list-style-type: none"> - Alter the variable accordingly. - Acknowledge message.
<hr/>			
1427		Message text	\$OUT_C[N] IS NOT PERMISSIBLE IN INTERRUPT PROGRAMS
		Cause	<ul style="list-style-type: none"> - Instruction not permissible here
		Monitor	<ul style="list-style-type: none"> -
		Effect	<ul style="list-style-type: none"> - Interpreter stop
		Remedy	<ul style="list-style-type: none"> - Revise SRC file and acknowledge message
<hr/>			
1428		Message text	Function value not defined
		Cause	<ul style="list-style-type: none"> - RETURN instruction missing in the function module.
		Monitor	<ul style="list-style-type: none"> - In the program.
		Effect	<ul style="list-style-type: none"> - Ramp-down braking. - All active commands inhibited.
		Remedy	<ul style="list-style-type: none"> - Insert a RETURN instruction.
<hr/>			
1429		Message text	String too long
		Cause	<ul style="list-style-type: none"> - In a value assignment to arrays, the string consists of more characters than the existing array.
		Monitor	<ul style="list-style-type: none"> - In command processing. - In program processing.
		Effect	<ul style="list-style-type: none"> - In command processing <ul style="list-style-type: none"> - Command is not executed. - In program processing <ul style="list-style-type: none"> - Ramp-down braking - All active commands inhibited.
		Remedy	<ul style="list-style-type: none"> - Alter the program accordingly. - Acknowledge message.


1430  **Message text** <Interrupt or Trigger> not defined

Cause – An interrupt that has not been defined has been switched on.

Monitor – In command processing.
– In program processing.

Effect – In command processing
– Command is not executed.
– In program processing
– Ramp-down braking
– All active commands inhibited.

Remedy – Define interrupt.
– Acknowledge message.


1431  **Message text** Selection not possible

Cause – Selection of the editor is not possible.
The file may not exist or it may have the attribute “hidden”.

Monitor

Effect

Remedy – Check whether the file exists (e.g. when attempting to open a file in the view mode) or has the attribute “hidden”.


1432  **Message text** Max. no. of interrupts defined

Cause – More than 32 interrupts have been defined.

Monitor – In command processing.
– In program processing.

Effect – In command processing
– Command is not executed.
– In program processing
– Ramp-down braking
– All active commands inhibited.

Remedy – Acknowledge message.
– Alter the program accordingly.






1433  **Message text** Max. no. of interrupts on


Cause – More than 8 interrupts have been switched on.


Monitor – In command processing.
– In program processing.


Effect – In command processing
– Command is not executed.
– In program processing
– Ramp-down braking
– All active commands inhibited.


Remedy – Acknowledge message.
– Alter the program accordingly.





1434		Message text	Target point not reached
		Cause	<ul style="list-style-type: none"> - The contour cannot be determined when selecting a CIRC block with a circle angle. A LIN motion to the programmed target point is executed when the robot is started.
		Monitor	<ul style="list-style-type: none"> - In program processing.
		Effect	<ul style="list-style-type: none"> - The next motion is also a BCO run.
		Remedy	<ul style="list-style-type: none"> - None.
<hr/>			
1435		Message text	Read protection
		Cause	<ul style="list-style-type: none"> - A "\$" variable that is not admissible for the selected interpreter type has been read.
		Monitor	<ul style="list-style-type: none"> - In command processing. - In program processing.
		Effect	<ul style="list-style-type: none"> - In command processing <ul style="list-style-type: none"> - Command is not executed. - In program processing <ul style="list-style-type: none"> - Ramp-down braking - All active commands inhibited.
		Remedy	<ul style="list-style-type: none"> - In program processing the message has to be acknowledged.
<hr/>			
1436		Message text	Disk write protected
		Cause	<ul style="list-style-type: none"> - The write protection is activated.
		Monitor	
		Effect	<ul style="list-style-type: none"> - It is not possible to save data on the floppy disk.
		Remedy	<ul style="list-style-type: none"> - Remove the write protection.
<hr/>			
1437		Message text	Reposition
		Cause	<ul style="list-style-type: none"> - BCO was not achieved on returning from the interrupt routine. The robot must be repositioned to the interrupt point before the end of the interrupt routine, e.g. with LIN \$POS_RET.
		Monitor	<ul style="list-style-type: none"> - In program processing.
		Effect	<ul style="list-style-type: none"> - Ramp-down braking. - All active commands inhibited.
		Remedy	<ul style="list-style-type: none"> - Alter the program accordingly. - Acknowledge message.
<hr/>			
1438		Message text	Data storage device not ready: ...
		Cause	<ul style="list-style-type: none"> - There is no disk inserted or the floppy disk drive is defective.
		Monitor	
		Effect	<ul style="list-style-type: none"> - It is not possible to save to floppy disk.
		Remedy	<ul style="list-style-type: none"> - Insert floppy disk into the disk drive in; check disk drive.


1439		Message text	<variable name> argument inadmissible
		Cause	<ul style="list-style-type: none"> - At least one argument in the function is inadmissible; e.g. SQRT (negative value).
		Monitor	<ul style="list-style-type: none"> - In interpretation of C functions.
		Effect	<ul style="list-style-type: none"> - In command processing <ul style="list-style-type: none"> - Command is not executed. - In program processing <ul style="list-style-type: none"> - Ramp-down braking - All active commands inhibited.
		Remedy	<ul style="list-style-type: none"> - Alter the program accordingly. - Acknowledge message.


1440		Message text	Mailbox identification not allowed
		Cause	<ul style="list-style-type: none"> - An incorrect MBX_ID is specified in the C function "MBX_REC".
		Monitor	<ul style="list-style-type: none"> - In interpretation of "MBX_REC".
		Effect	<ul style="list-style-type: none"> - Ramp-down braking. - All active commands inhibited.
		Remedy	<ul style="list-style-type: none"> - Alter the program accordingly. - Acknowledge message.


1441		Message text	Interrupt priority not allowed
		Cause	<ul style="list-style-type: none"> - Interrupt priority greater than 128 or less than 1
		Monitor	<ul style="list-style-type: none"> - In command processing. - In program processing.
		Effect	<ul style="list-style-type: none"> - In command processing <ul style="list-style-type: none"> - Command is not executed. - In program processing <ul style="list-style-type: none"> - Ramp-down braking - All active commands inhibited.
		Remedy	<ul style="list-style-type: none"> - Acknowledge message. - Alter the program accordingly.


1442		Message text	Approximation not allowed for instructions
		Cause	<ul style="list-style-type: none"> - "DRIFT", "\$TOOL" or "\$FILTER" is programmed between two motion instructions.
		Monitor	<ul style="list-style-type: none"> - In program processing.
		Effect	<ul style="list-style-type: none"> - Approximate positioning is not performed for the motion instructions.
		Remedy	<ul style="list-style-type: none"> - Alter the program accordingly.






1443		Message text	Start movement not allowed
		Cause	<ul style="list-style-type: none"> - The first motion instruction in the program is relative. - The first motion instruction in the program is not programmed completely, e.g. PTP [33.33].
		Monitor	<ul style="list-style-type: none"> - In program processing.
		Effect	<ul style="list-style-type: none"> - No program motion.
		Remedy	<ul style="list-style-type: none"> - Alter the program. - Acknowledge message.
1444		Message text	Array index inadmissible
		Cause	<ul style="list-style-type: none"> - An attempt has been made to access an array element that does not exist.
		Monitor	<ul style="list-style-type: none"> - In command processing. - In program processing.
		Effect	<ul style="list-style-type: none"> - In command processing <ul style="list-style-type: none"> - Command is not executed. - In program processing <ul style="list-style-type: none"> - Ramp-down braking - All active commands inhibited.
		Remedy	<ul style="list-style-type: none"> - Alter the program accordingly. - Acknowledge message.
1445		Message text	Angle status inadmissible
		Cause	<ul style="list-style-type: none"> - After repositioning with LIN the angle status does not agree with the status of the programmed block.
		Monitor	<ul style="list-style-type: none"> - In program processing.
		Effect	<ul style="list-style-type: none"> - Ramp-down braking. - All active commands inhibited.
		Remedy	<ul style="list-style-type: none"> - Acknowledge message. - Perform repositioning with PTP.
1446		Message text	Value assignment not allowed
		Cause	<ul style="list-style-type: none"> - Inadmissible value assignment for predefined variables, e.g. \$SPEED.ORI1 <= 0.0 or > \$SPEED_MA.ORI1. - Assigned \$BASE or \$TOOL not possible for the kinematic system.
		Monitor	<ul style="list-style-type: none"> - In command processing. - In program processing.
		Effect	<ul style="list-style-type: none"> - In command processing <ul style="list-style-type: none"> - Command is not executed. - In program processing <ul style="list-style-type: none"> - Ramp-down braking - All active commands inhibited.
		Remedy	<ul style="list-style-type: none"> - Alter the program accordingly. - Acknowledge message.







1447		Message text	Software limit <motion direction> <axis number> out of range
		Cause	- Target point cannot be reached due to a software limit switch.
		Monitor	- In command processing. - In program processing.
		Effect	- In command processing - Command is not executed. - In program processing - Ramp-down braking - All active commands inhibited.
		Remedy	- Alter the program. - Acknowledge message.







1448		Message text	<Name> ambiguous
		Cause	- The specified memory dump name contains wildcards. Expansion of these wildcards has resulted in more than one valid file name. This is not allowed however.
		Monitor	
		Effect	- Data transfer is not carried out.
		Remedy	- Specify an unambiguous name.







1449		Message text	<\$variable> variable write protected
		Cause	- Write access to a write-protected variable e.g. "\$POS_ACT".
		Monitor	- In command processing. - In program processing.
		Effect	- In command processing - Command is not executed. - In program processing - Ramp-down braking - All active commands inhibited.
		Remedy	- Alter the program. - Acknowledge message.






1450		Message text	Transformation not configured
		Cause	- \$BASE or \$TOOL has been assigned although no transformation is configured.
		Monitor	- In command processing. - In program processing.
		Effect	- In command processing - Command is not executed. - In program processing - Ramp-down braking - All active commands inhibited.
		Remedy	- Alter the program. - Acknowledge message.







1451		Message text	Division by 0
		Cause	- An attempt has been made to divide a value by "0".
		Monitor	- In command processing. - In program processing.
		Effect	- In command processing - Command is not executed. - In program processing - Ramp-down braking - All active commands inhibited.
		Remedy	- Alter the program. - Acknowledge message.
1452		Message text	Backward motions not active
		Cause	- Backward motion is deactivated (\$VW_BACKWARD = FALSE).
		Monitor	- When START MINUS key is pressed.
		Effect	- Command is rejected.
		Remedy	- Set variable \$VW_BACKWARD to TRUE.
1454		Message text	Start continue not possible
		Cause	- BSTEP
		Monitor	- In command processing.
		Effect	- None.
		Remedy	-
1455		Message text	Inadmissible in this edit mode
		Cause	- A command that would alter the object has been entered in the listing mode of the editor. - An attempt has been made in the data correction mode to delete or copy a range of blocks or to delete a block consisting of only one line.
		Monitor	- In the editor.
		Effect	- The attempted action is not executed.
		Remedy	- Edit in full edit mode.
1456		Message text	Start point equal to end point
		Cause	- Distance between start point and end point is too small.
		Monitor	- During preparation.
		Effect	- Ramp-down braking. - Active commands inhibited.
		Remedy	- Reprogram start point and/or end point. - Acknowledge message.






1457		Message text	Start point equal to mid point
		Cause	– Distance between start point and auxiliary point is too small.
		Monitor	– During preparation.
		Effect	– Ramp–down braking. – Active commands inhibited.
		Remedy	– Reprogram start point and/or auxiliary point.
1458		Message text	Mid point equal to end point
		Cause	– Distance between auxiliary point and end point is too small.
		Monitor	– During preparation.
		Effect	– Ramp–down braking. – Active commands inhibited.
		Remedy	– Reprogram auxiliary point and/or end point.
1459		Message text	Backward motions not possible: finished subroutine
		Cause	– An attempt was made to carry out backward a motion located inside a subprogram which has already been executed. Switching to forwards in this subprogram would not be possible. Backward motion is thus also disabled.
		Monitor	– When the “Start backwards” key is pressed.
		Effect	– Command is not executed.
		Remedy	– Forward motion.
1460		Message text	Deleting Trace: no backward motions possible
		Cause	– Editing was carried out or a block selection was made at a position which causes the trace to be discarded. From now on backward motion is no longer possible.
		Monitor	– When the “Start backwards” key is pressed.
		Effect	– Command is not executed.
		Remedy	– Forward motion.
1462		Message text	Command syntax error
		Cause	– The command contains a syntax error.
		Monitor	– In the editor.
		Effect	– Command is not executed.
		Remedy	– Correct the command.
1463		Message text	Object not ready
		Cause	– Program cannot be processed by the editor.
		Monitor	– In the editor.
		Effect	– Command is not executed.
		Remedy	– Select program with “Edit”.








1464		Message text	\$OUT_C[N] IS NOT PERMISSIBLE IN SUBMIT
		Cause	- Instruction not permissible here
		Monitor	-
		Effect	- Interpreter stop
		Remedy	- Revise SRC file and acknowledge message
1465		Message text	ONLY 8 \$OUT_C[N] ASSIGNMENTS PER MOTION PERMISSIBLE
		Cause	- Instruction not permissible here
		Monitor	-
		Effect	- Interpreter stop
		Remedy	- Revise SRC file and acknowledge message
1468		Message text	Key not assigned
		Cause	- An unassigned softkey or function key has been pressed during prompted operation.
		Monitor	- When a softkey is pressed. - When a function key is pressed.
		Effect	- None.
		Remedy	- None.
1472		Message text	Key not allowed
		Cause	- Impermissible key (e.g. softkey) pressed in textual operation. - Alphanumeric key pressed in prompted operation when no input field is available.
		Monitor	- When a key is pressed.
		Effect	- Entry is ignored.
		Remedy	- Acknowledge the message.
1474		Message text	Change of direction not possible
		Cause	
		Monitor	- In command processing.
		Effect	- None.
		Remedy	
1477		Message text	Main process not available
		Cause	- Main run display (motion trace) selected but no main run block interpreted yet.
		Monitor	- In command processing.
		Effect	- None.
		Remedy	- Start the program.









1478		Message text	Pre process not available
		Cause	– Advance run display (program trace) selected but no program is in the STOP or END state.
		Monitor	– In command processing.
		Effect	– None.
		Remedy	– Start the program.
1481		Message text	No runtime data access
		Cause	– Access to an invalid or non-existent object value memory or runtime data area via the hierarchy table (search path).
		Monitor	– In the interpreter (prim – init).
		Effect	– None.
		Remedy	– Set the search path to the current interpreter environment.
1482		Message text	Volume too small
		Cause	– Monitoring of the dispensed volume has been triggered. Insufficient adhesive has been dispensed.
		Monitor	– From the PCL application program (bonding technology).
		Effect	– Ramp-down braking. All active commands inhibited.
		Remedy	– Check the adhesive application hardware, purge it if necessary.
1483		Message text	Excessive volume
		Cause	– Monitoring of the dispensed volume has been triggered. Too much adhesive has been dispensed.
		Monitor	– From the PCL application program (bonding technology).
		Effect	– Ramp-down braking. All active commands inhibited.
		Remedy	– Check the adhesive application hardware, purge it if necessary.
1484		Message text	Wrong adhesive pressure
		Cause	– The initial pressure of the adhesive is continuously monitored by the PLC during dispensing. A pressure value outside the permissible tolerance range has been detected. Possibly there are bubbles in the adhesive supply line, or the outlet nozzle is clogged.
		Monitor	– From the PCL application program (bonding technology).
		Effect	– Ramp-down braking, all active commands inhibited.
		Remedy	– Check the adhesive application hardware, purge it if necessary.
1485		Message text	Oil filter dirty
		Cause	– The hydraulic pressure is no longer adequate because the hydraulic oil filter is dirty.
		Monitor	– From the PCL application program (bonding technology).
		Effect	– Ramp-down braking. All active commands inhibited.
		Remedy	– Clean or replace oil filter.









1486		Message text	Max. oil temperature exceeded
		Cause	<ul style="list-style-type: none"> - The maximum permissible hydraulic oil temperature has been exceeded.
		Monitor	<ul style="list-style-type: none"> - From the PCL application program (bonding technology).
		Effect	<ul style="list-style-type: none"> - Ramp-down braking. All active commands inhibited.
		Remedy	<ul style="list-style-type: none"> - Wait until the hydraulic oil has cooled down. - If this situation occurs frequently, check the hydraulic unit.
<hr/>			
1487		Message text	General system air pressure
		Cause	<ul style="list-style-type: none"> - The required air supply pressure for the pneumatic valves is not available.
		Monitor	<ul style="list-style-type: none"> - From the PCL application program (bonding technology).
		Effect	<ul style="list-style-type: none"> - Ramp-down braking. All active commands inhibited.
		Remedy	<ul style="list-style-type: none"> - Ensure that the air pressure and quantity are sufficient.
<hr/>			
1488		Message text	Vacuum error
		Cause	<ul style="list-style-type: none"> - Vacuum missing or insufficient. In the application of adhesive to glass, the glass is held in position by means of a vacuum. If this vacuum is not available, the glass cannot be held in position after it has been centered.
		Monitor	<ul style="list-style-type: none"> - From the PCL application program (bonding technology).
		Effect	<ul style="list-style-type: none"> - Ramp-down braking. All active commands inhibited.
		Remedy	<ul style="list-style-type: none"> - Check the vacuum pump and hoses.
<hr/>			
1489		Message text	Centering error
		Cause	<ul style="list-style-type: none"> - The workpiece is not correctly positioned or clamped. There is possibly a fault in the feed equipment, or the fixture is defective.
		Monitor	<ul style="list-style-type: none"> - From the PLC application program (bonding technology).
		Effect	<ul style="list-style-type: none"> - Ramp-down braking. All active commands inhibited.
		Remedy	<ul style="list-style-type: none"> - Check fixture, feed equipment or workpiece position.
<hr/>			
1490		Message text	Component check error
		Cause	<ul style="list-style-type: none"> - Component damaged or no longer clamped to the fixture. - In the application of adhesive to glass, the adhesive nozzle is pressed onto the glass. If this pressure is missing during adhesive application, the glass might be damaged or might no longer be clamped to the fixture. In this case, the robot motion and adhesive application must be stopped immediately!
		Monitor	<ul style="list-style-type: none"> - From the PLC application program (bonding technology).
		Effect	<ul style="list-style-type: none"> - Maximum braking. All active commands inhibited. Emergency Stop.
		Remedy	<ul style="list-style-type: none"> - Check the workpiece.








1491		Message text	CP/PTP approximation not feasible
		Cause	<ul style="list-style-type: none"> - In the CP block the traversing distance of an axis is greater than 180 degrees; S change in the CP block; software limit switch violated in travel along "shortest path".
		Monitor	
		Effect	
		Remedy	
1492		Message text	Channel not compatible with protocol
		Cause	<ul style="list-style-type: none"> - PLC protocol is set and channel declaration is not set to SER1.
		Monitor	<ul style="list-style-type: none"> - In command processing.
		Effect	<ul style="list-style-type: none"> - None.
		Remedy	<ul style="list-style-type: none"> - Alter the channel declaration protocol.
1493		Message text	Channel assigned to PLC
		Cause	<ul style="list-style-type: none"> - An attempt has been made to access the channel that has already been parameterized for the PLC link.
		Monitor	<ul style="list-style-type: none"> - In command processing.
		Effect	<ul style="list-style-type: none"> - None.
		Remedy	<ul style="list-style-type: none"> - Reparameterize the channel. Close the channel and open it again.
1495		Message text	Timeout during filling
		Cause	<ul style="list-style-type: none"> - The maximum time for filling the dispenser with adhesive has been exceeded. The time for filling the dispensing unit with adhesive is monitored by the PLC. If the maximum time is exceeded, there is a fault in the adhesive application hardware.
		Monitor	<ul style="list-style-type: none"> - From the PLC application program (bonding technology).
		Effect	<ul style="list-style-type: none"> - Ramp-down braking. All active commands inhibited.
		Remedy	<ul style="list-style-type: none"> - Check the adhesive application hardware.
1496		Message text	Adhesive level
		Cause	<ul style="list-style-type: none"> - The adhesive drum is empty.
		Monitor	<ul style="list-style-type: none"> - From the PLC application program (bonding technology).
		Effect	<ul style="list-style-type: none"> - None.
		Remedy	<ul style="list-style-type: none"> - Prepare a new adhesive drum or switch over to a filled drum.
1497		Message text	All analog functions assigned
		Cause	<ul style="list-style-type: none"> - More than 2 cyclic analog outputs have been switched on.
		Monitor	<ul style="list-style-type: none"> - In program processing.
		Effect	<ul style="list-style-type: none"> - Ramp-down braking.
		Remedy	<ul style="list-style-type: none"> - Set ANOUT OFF, or cancel the instruction.

1498		Message text	<Signal name> not an analog output
		Cause	– Non-existent analog output signal or incorrect signal index accessed.
		Monitor	– In command and program processing.
		Effect	– Ramp-down braking. – All active commands inhibited.
		Remedy	– Acknowledge message.
1499		Message text	Analog output already assigned
		Cause	– A cyclic analog output is assigned a second time in the program, e.g. SIGNAL SIG1 \$ANOUT[1]; SIGNAL SIG2 \$ANOUT[1]; ANOUT ON SIG1 =; ANOUT ON SIG2 =
		Monitor	– In the program.
		Effect	– Ramp-down braking.
		Remedy	– Switch off cyclic analog output: ANOUT OFSIG.
1504		Message text	Invalid SYNACT variable <variable name> <block number>
		Cause	– In logical comparison of value assignments during cyclic Synact monitoring, an error occurred when accessing a variable, e.g. variable write-protected.
		Monitor	– Cyclic.
		Effect	– Ramp-down braking, all active commands inhibited.
		Remedy	– Correct the data or the program. – Acknowledge the message.
1505		Message text	Combination of variables not allowed <block number>
		Cause	– In a synact instruction, variables for individual blocks and approximate positioning blocks are combined in the logic comparison or value assignment.
		Monitor	– In program processing.
		Effect	– Ramp-down braking, all active commands inhibited.
		Remedy	– Program synact instruction differently.
1506		Message text	CIRC parameter not allowed
		Cause	– Distance between starting point and/or auxiliary point and/or end point is too small, or all points lie on a straight line. Formation of a circle is not possible.
		Monitor	– In the individual CIRC block.
		Effect	– CIRC block is not executed; – Ramp-down braking; – All active commands inhibited.
		Remedy	– Program auxiliary point and/or end point correctly.









1507		Message text	Hydraulic level
		Cause	– The oil level in the hydraulic system has fallen below the minimum limit.
		Monitor	– In PLC program processing.
		Effect	– None.
		Remedy	– Top up hydraulic oil and check hydraulic system for leaks.
1508		Message text	No file available
		Cause	– No file is available that meets the search criteria specified in the DIR command.
		Monitor	– In command processing.
		Effect	– None.
		Remedy	– Check specifications and spelling in the DIR command.
1509		Message text	Program exec. mode inadmissible
		Cause	– The selected program execution mode is not permissible.
		Monitor	– In command processing.
		Effect	– None.
		Remedy	– Change program execution mode.
1510		Message text	Error at format selection no. <number of incorrect format selection>
		Cause	– Parameter inconsistent with format specification, or incorrect format specification in CWRITE instruction.
		Monitor	– Program processing in S_INT function CWRITE.
		Effect	– Program execution is stopped.
		Remedy	– Program the correct format specification.
1511		Message text	Access denied
		Cause	–
		Monitor	–
		Effect	–
		Remedy	–
1513		Message text	Range for <path> <axis number> exceeded
		Cause	– 32-bit word is exceeded.
		Monitor	– In program processing.
		Effect	– Ramp-down braking.
		Remedy	– Alter the program accordingly.
1514		Message text	Insert another disk
		Cause	– Request for next floppy disk.
		Monitor	–
		Effect	–
		Remedy	– Insert floppy disk in the disk drive.







1515		Message text	<object> copy refused (-S.)
		Cause	- System file has been transmitted via an interface without the option “-S” being set “-S” is the code for the download command.
		Monitor	- In command processing.
		Effect	- File is not transmitted.
		Remedy	- Set the option “-S”.
1516		Message text	Reference system not programmed
		Cause	- \$BASE is programmed incompletely or not at all.
		Monitor	- In program processing.
		Effect	- Ramp-down braking, all active commands inhibited.
		Remedy	- Program \$BASE correctly.
1517		Message text	BCO move to aux. point required
		Remedy	- Carry out BCO run to end point.
1518		Message text	Default parameter
		Cause	- A default parameter or no parameter has been transferred to a pre-defined C function.
		Monitor	- In program processing.
		Effect	- Ramp-down braking, all active commands inhibited.
		Remedy	- Call the C function with a parameter.
1519		Message text	Pressure sensor cable failure
		Cause	- The current flow of the analog signal for pressure sensing has fallen below the minimum limit (4 – 20 mA interface).
		Monitor	- In command processing.
		Effect	- Ramp-down braking.
		Remedy	- Check connecting cable, connectors and current source.
1520		Message text	Volume actual value cable failure
		Cause	- The current flow of the analog input channel for volume sensing has fallen below the minimum limit (4 – 20 mA interface).
		Monitor	- In command processing.
		Effect	- Ramp-down braking.
		Remedy	- Check connecting cable, connectors and current source.
1521		Message text	Change of segment is erroneous
1522		Message text	Selected axis is not adjustable
		Cause	- The axis selected for mastering is inactive.
		Monitor	- In command processing.
		Effect	- The command is aborted.
		Remedy	- Master only active axes.







1523		Message text	EXTFCTP instruction inadmissible
		Cause	- An EXTFCTP instruction has been programmed in the program.
		Monitor	- In program processing.
		Effect	- Ramp-down braking.
		Remedy	- Delete the EXTFCTP instruction in the program.
1524		Message text	Max. active triggers reached
		Cause	- Too many Trigger commands programmed in a block.
		Effect	- Command is not executed.
		Remedy	- Reduce number of active Trigger commands in the program.
1525		Message text	Invalid trigger - "PRIO"
		Cause	- An inadmissible value was entered for Trigger-PRIO.
		Remedy	- Correct the value.
1526		Message text	Max. triggers (50) defined
		Cause	- The maximum number of Trigger commands has been defined.
		Remedy	- Alter the program.
1527		Message text	Sensor mastering inadmissible
		Cause	- No sensor location run has been performed for the axis.
		Monitor	- In command processing.
		Effect	- Command is aborted.
		Remedy	- Perform sensor location run for the axis.
1528		Message text	Brakes open during mastering selection
		Cause	- A brake is still open after the preceding motion.
		Monitor	- In command processing.
		Effect	- Ramp-down braking, all active commands inhibited.
		Remedy	- Wait until all brakes are closed and the servos are disabled.
1529		Message text	Segment exchange successful
1530		Message text	Reduced velocity during sensor location search
		Cause	- The velocity defined by the user for the sensor location run in \$RED_JUS_UEB is greater than the possible maximum at which the sensor can be detected. The controller automatically reduces the velocity to allow the sensor to be detected.
		Monitor	- In command processing.
		Effect	- None.
		Remedy	- Reduce the permissible velocity for manual traversing in the machine data.







1531		Message text	Adjustment possible only in mode T1
		Cause	– The operating mode of the controller is not set to mode T1.
		Monitor	– In command processing.
		Effect	– Ramp-down braking, all active commands inhibited.
		Remedy	– Set the mode to T1. Perform mastering again.
1532		Message text	CIRC is executed as LIN
		Cause	– An attempt has been made to execute a CIRC motion as a BCO run.
		Monitor	– In program processing.
		Effect	– Program execution is stopped.
		Remedy	– Acknowledge message, after the start the CIRC block is then executed as a LIN motion.
1533		Message text	Program line changed
		Cause	– Message that the program line has been corrected.
		Monitor	–
		Effect	–
		Remedy	–
1534		Message text	COR.dat check sum error
		Cause	– The correction data have been altered.
		Monitor	– In command processing.
		Effect	– Ramp-down braking, all active commands inhibited.
		Remedy	– Sensor location run/referencing, execution/archiving of the correction data.
1535		Message text	Delay <block number> inadmissible
		Cause	– Neg. delay in the synact instruction has not been used in combination with one of the 4 position trigger variables (M_SC_F, M_SC_B, M_SCAPO_F, M_SCAPO_B).
		Monitor	– In the program.
		Effect	– Ramp-down braking, all active commands inhibited.
		Remedy	– Change the logic condition of the synact instruction.
1536		Message text	Array parameter inadmissible
		Cause	– Undefined array parameter or complete “call-by-value” array in the list of current parameters when function is called.
		Monitor	– In program processing.
		Effect	– Ramp-down braking. All active commands inhibited.
		Remedy	– Do not use undefined array parameters and transfer complete arrays as current parameters only on a “call-by-reference” basis.
1537		Message text	Stop due to loading new custom data
		Cause	– Loader for the file “\$CUSTOM.DAT” has been called. No process may be active at the same time since the system is fully occupied with the loader.







1 Error messages / troubleshooting (continued)







	Monitor	– In command processing.
	Effect	– Maximum braking. All active commands inhibited.
	Remedy	– Acknowledge message. Do not edit “\$CUSTOM.DAT” during an “active process”
<hr/>		
1538	 Message text	Invalid “DISTANCE” value
	Cause	– The value for “DISTANCE” is not permissible.
	Remedy	– Acknowledge message; enter permissible value.
<hr/>		
1539	 Message text	Invalid “DELAY” value
	Cause	– The value for “DELAY” is not permissible.
	Remedy	– Acknowledge message; enter permissible value.
<hr/>		
1540	 Message text	Interrupt expression complexity exceeded
	Cause	– In total more than 16 “slow” variables have been used in the logical expressions of the INTERRUPT DECL instructions on the control and robot levels.
	Monitor	– Program processing.
	Effect	– Ramp–down braking.
	Remedy	– Use fewer predefined variables.
<hr/>		
1541	 Message text	Machine data error
	Cause	– Machine data have not yet been checked.
	Monitor	– With active commands.
	Effect	– None.
	Remedy	– Edit the machine data or copy the machine data or option data file.
<hr/>		
1542	 Message text	Error in “UPCALL” token
<hr/>		
1543	 Message text	No more dynamic analog inputs available
	Cause	– A third dynamic analog input has been switched on in the program.
	Monitor	– In program processing.
	Effect	– Stop.
	Remedy	– One of the dynamic analog inputs must first be switched off.
<hr/>		
1544	 Message text	Digital input already assigned
	Cause	– A digital input has been cyclically switched on in the program for a second time.
	Monitor	– In program processing.
	Effect	– Stop.
	Remedy	– Switch off the dynamic digital input.
<hr/>		
1545	 Message text	All pulse outputs assigned
	Cause	– More than 16 impulse outputs have been switched on.
	Monitor	– In program processing.
	Effect	– Ramp–down braking; program execution stopped.







	Remedy	– Alter program accordingly.
1546	 Message text	Invalid pulse duration
	Cause	– The permissible range for the pulse duration extends from 0.05 to 3049. A value outside this range has been specified.
	Monitor	– In program processing.
	Effect	– Ramp–down braking; program execution stopped.
	Remedy	– Program values in the permissible range.
1547	 Message text	Target variable must be of type REAL
	Cause	– Incorrect data type of a target variable or wrong format in a CREAD or SREAD instruction.
	Monitor	–
	Effect	–
	Remedy	– Correct CREAD or SREAD instruction: change format specification or use variable of type REAL.
1548	 Message text	<name of the displayed program> reselection not possible
	Cause	– Program that must be linked for reselection causes linking error.
	Monitor	– Command processing (RUN command).
	Effect	– None.
	Remedy	– Eliminate the error using the error list containing the linking errors.
1549	 Message text	Invalid handle
	Cause	– An invalid HANDLE has been programmed into CWRITE or CREAD.
	Monitor	– Program.
	Effect	– Ramp–down braking.
	Remedy	– Specify a valid HANDLE.
1550	 Message text	No more data/variables available
	Cause	– With SREAD/CREAD there is no more text to be read or there are no variables available for storing the values.
	Monitor	–
	Effect	–
	Remedy	–
1552	 Message text	Channel already open
	Cause	– An attempt has been made to open a channel that is already open.
	Monitor	– In command processing.







1553		Message text	Channel cannot be opened/closed
		Cause	– The operator has attempted to open a SINEC H1 channel by means of the OPEN command or to close it by means of the CLOSE command.
		Monitor	– In command processing.
		Effect	– None.
		Remedy	– None; SINEC H1 channels are opened and closed automatically.
1554		Message text	Wrong type of parameter variable
		Cause	– The parameter variable for the channel is of the wrong type.
		Monitor	– In command processing.
		Effect	– None.
		Remedy	– Correct CHANNEL declaration for the channel.
1555		Message text	Channel parameters faulty or incomplete
		Cause	– At least one channel parameter in the parameter variable of the channel in “\$CUSTOM.DAT” is faulty or not initialized.
		Monitor	– In command processing.
		Effect	– None.
		Remedy	– Correct or initialize the parameter variable.
1556		Message text	SINEC L2 bus channel not opened
		Cause	– An attempt has been made to open a SINEC L2 connection without the SINEC L2 bus channel being open.
		Monitor	– In command processing.
		Effect	– None.
		Remedy	– Open SINEC L2 bus channel.
1557		Message text	Channel already fully assigned
		Cause	– The maximum number of jobs have already been assigned to the channel.
		Monitor	– In command processing.
		Effect	– None.
		Remedy	– Wait until at least one of the jobs is finished.
1558		Message text	Channel has to be opened/closed
		Cause	– The channel parameters used for assigning the channel do not correspond to the current channel parameters.
		Monitor	– In command processing.
		Effect	– None.
		Remedy	– Close the channel prior to assignment.








1559		Message text	Channel specification inadmissible
		Cause	<ul style="list-style-type: none"> - An attempt has been made to transmit a productive command via the SINEC L2 bus channel. - An attempt has been made to output the listing or the message buffer through the SINEC H1 channel to a third station.
		Monitor	- In command processing.
		Effect	- None.
		Remedy	- None.
1560		Message text	Channel already closed
		Cause	- An attempt has been made to close a channel that is already closed.
		Monitor	- In command processing.
		Effect	- None.
		Remedy	- Abort.
1561		Message text	SINEC L2 communication channels not closed
		Cause	- An attempt has been made to close the SINEC L2 bus channel without all the SINEC L2 communication channels being closed first.
		Monitor	- In command processing.
		Effect	- None.
		Remedy	- Close all the SINEC L2 communication channels.
1562		Message text	<SINEC L2, SINEC H1> board not available
		Cause	- An attempt has been made to access a SINEC L2 or SINEC H1 channel without the corresponding board being installed.
		Monitor	- In command processing.
		Effect	- None.
		Remedy	- Install the corresponding board.
1564		Message text	Value range exceeded
		Cause	- The wait time in the WAIT_SEC command, expressed in basic clock rate cycles, exceeds the long range, i.e. is greater than 2147483647.
		Monitor	- Program processing.
		Effect	- Ramp-down braking.
		Remedy	- Enter shorter wait times.
1565		Message text	SINEC L2 CONFIGURATION ERROR **
		Cause	- The opening or closing of a SINEC L2 channel is refused on account of a configuration error detected by the SINEC L2 module.
		Monitor	- In command processing.
		Effect	- None.
		Remedy	- Check and correct the channel parameters (e.g. baud rate).









1566		Message text	SINEC L2 TRANSMISSION ERROR <error no. SINEC L2-M>
		Cause	– Data transmission via SINEC L2 is not possible on account of an error detected by the SINEC L2 module.
		Monitor	– In data transmission.
		Effect	– None.
		Remedy	– Check the transmission link and rectify the error.
1567		Message text	NO CONNECTION TO SINEC L2 BOARD
		Cause	– The connection of the IFC to the SINEC L2 board is faulty.
		Monitor	– Cyclic
		Effect	– None.
		Remedy	– Carry out warm start; – If fault recurs, exchange board (IFC with SINEC L2 board).
1568		Message text	Maximum no. of processes assigned to channel
		Cause	– Too many processes are running through the serial interface.
		Monitor	–
		Effect	–
		Remedy	– Wait until a process is finished.
1569		Message text	Parameter change inadmissible, channel assigned
		Cause	– An attempt has been made to allocate parameters differing from the current ones to a channel that is already assigned.
		Monitor	–
		Effect	–
		Remedy	– Correct the data used for the channel as required, or close the channel and re-open it with the appropriate parameters.
1570		Message text	Invalid parameter value
		Cause	– The maximum value of a channel parameter has been exceeded.
		Monitor	–
		Effect	–
		Remedy	– Correct the channel parameter.
1571		Message text	Baud rate summation exceeded
		Cause	– The aggregate baud rate of both channels has been exceeded (it is limited to 19200 bauds).
		Monitor	–
		Effect	–
		Remedy	– Alter the baud rate.



















1572		Message text	Protocol timeout
		Cause	– The defined protocol time has been exceeded.
		Monitor	–
		Effect	–
		Remedy	– Check whether the physical connection to the periphery still exists. Increase the timeout setting appropriately if it is too low.
<hr/>			
1573		Message text	IFC syntax error
		Cause	– During an attempt to open or close a channel, a syntax error has occurred in the interface CPU with regard to the command generated by the control.
		Monitor	–
		Effect	–
		Remedy	– Close and re-open the channel.
<hr/>			
1574		Message text	KRC system error <error number> <originator>
		Cause	– KRC system error (core system, not acknowledgeable). “KRC system error 0” indicates that a task has crashed.
		Monitor	–
		Effect	– Maximum braking, all active commands inhibited.
		Remedy	– Reboot the KRC controller.
<hr/>			
1576		Message text	BASE change inadmissible
		Cause	– During conveyor operation an attempt has been made to change the BASE.
		Monitor	–
		Effect	– Maximum braking.
		Remedy	– Alter the program accordingly.
<hr/>			
1577		Message text	<Name> already exists
		Cause	– A SUB module cannot be created in the editor if an SCR module of the same name already exists and vice versa.
		Monitor	– Command processing.
		Effect	–
		Remedy	– Change the name of the module.
<hr/>			
1578		Message text	<Value> inadmissible
		Cause	– An inadmissible value has been entered.
		Monitor	– Command processing.
		Effect	–
		Remedy	– Enter an admissible value.

























1579		Message text	APS system error
		Cause	– Internal error in APS detected by APS.
		Monitor	–
		Effect	–
		Remedy	– Request confirmation from APS, reboot probably required.
1580		Message text	Tech. function \$TECH[<parameters 1–3>].FCT inadmissible
		Cause	– The function parameters programmed in \$TECH[i].FKT i=1..3, are incompatible with the function definition.
		Monitor	– The function parameters are checked by the interpreter in the advance run.
		Effect	– Ramp–down braking.
		Remedy	– Correct the function parameters.
1581		Message text	Tech mode inadmissible
		Cause	– The “CYCLE” mode has been programmed for the technology category “VEL”.
		Monitor	– In the interpreter when changing CLASS or MODE.
		Effect	– Ramp–down braking.
		Remedy	– Alter the program.
1582		Message text	Kinematic instruction inadmissible
		Cause	– A non–existent external kinematic system has been assigned to the system variable “\$BASE” with the function EK.
		Monitor	–
		Effect	–
		Remedy	–
1583		Message text	<SER_1> block size error
		Cause	– The received data block is too large.
		Monitor	–
		Effect	–
		Remedy	– Alter the buffer length in the external data storage device to the control–internal size or smaller.
1584		Message text	Program structure for resume inadmissible
		Cause	– An interrupt has occurred in the program section where the interrupt with RESUME was declared. The return is therefore executed to the advance run pointer, which is not defined.
		Monitor	–
		Effect	– Ramp–down braking.
		Remedy	– RESUME may be used only in conjunction with the subprogram technique. The interrupt must not be triggered on the level where the interrupt was declared.

1585		Message text	CA parameter out of range
		Cause	– Too large a value has been programmed for the parameter CA (complete angle) in the CIRC block.
		Monitor	–
		Effect	–
		Remedy	– Correct the value of the CA appropriately.
1586		Message text	SINEC AP/TF ERROR <SINEC AP/TF-Fhlcode>
		Cause	– See “SINEC AP Technological Functions, Part B”.
		Monitor	– In command processing.
		Effect	–
		Remedy	– See “SINEC AP Technological Functions, Part B”.
1587		Message text	Application comm. interrupted (File server)
		Cause	– The application communication with the file server has been interrupted or disconnected.
		Monitor	– In command processing.
		Effect	–
		Remedy	– Check the transmission link between the ACR and the file server.
1588		Message text	Path inadmissible
		Cause	– The path specification for SINEC H1 contains “wildcards”.
		Monitor	– In command processing.
		Effect	–
		Remedy	– Copy just one file at a time.
1589		Message text	... closing channel inadmissible, channel active
		Cause	– The channel concerned cannot be closed during transmission.
		Monitor	–
		Effect	–
		Remedy	– Wait for the transmission to finish or abort the transmission.
1590		Message text	ENUM not declared in \$CONFIG
		Cause	– A SET INFO is being applied to an ENUM variable from a user data list. The search path extension has been altered again -> no access to ENUM type information.
		Monitor	– Command processing.
		Effect	–
		Remedy	– Enter ENUM declaration and variable declaration in the “\$CONFIG.DAT” file.

























1591		Message text	MINIMUM MUST BE LESS THAN MAXIMUM
		Cause	– The minimum value defined for an ANOUT command was greater than the maximum
		Monitor	–
		Effect	– Interpreter stop
		Remedy	– Set minimum to a value less than the maximum
1595		Message text	Load dependent ACC. adaption not possible for PTP <...>
		Cause	– The simulation calculation of the integrated dynamic model exceeds the given limit values of the continuous gear torque.
		Monitor	– At every PTP preparation with activated load-dependent acceleration adaptation.
		Effect	– Operator information; no effect.
		Remedy	– If allowed: increase the max. permissible continuous gear torque “\$DYN_DAT[50..]”. – Lower the optimization limit “\$OPTEXCLUDE”.
1596		Message text	Tacho balance only possible for one axis
		Cause	– An attempt has been made to carry out a DSE tacho balance for several axes at the same time.
		Monitor	– On value assignment to “\$PROG_EEPOT”.
		Effect	– Value assignment is not carried out.
		Remedy	– Carry out tacho balance for one axis only.
1597		Message text	Not a DSE axis
		Cause	– An attempt to carry out a tacho balance for an axis which is not present on the DSE board.
		Monitor	– On value assignment to “\$TACH_CHANGE”.
		Effect	– Value assignment is not carried out.
		Remedy	– Carry out tacho balance for DSE axes only.
1598		Message text	Load not programmed
		Cause	– With the acceleration adaptation activated, the load has not been completely programmed.
		Monitor	– In every motion in the program or interrupt.
		Effect	– Program stop.
		Remedy	– Correctly program “\$LOAD”.
1599		Message text	No axis selected
		Cause	– An attempt has been made to carry out a tacho balance even though no axis has been selected.
		Monitor	– On value assignment to “\$TACH_CHANGE”.
		Effect	– Value assignment is not carried out.
		Remedy	– First select an axis, then carry out tacho balance.
1600		Message text	CONTROL : **

























1601		Message text	No block coincidence, step mode first
		Cause	– No block coincidence when changing mode to AUTO.
		Monitor	–
		Effect	–
		Remedy	– Achieve block coincidence in the SINGLE-STEP mode first.
1602		Message text	BCO run in step mode required
1603		Message text	Safety fence open
1604		Message text	Error in trace definition
		Cause	– The trace has been incorrectly defined in the “TRACE.DEF” file.
		Monitor	– When starting a trace.
		Effect	–
		Remedy	– Correct “TRACE.DEF”.
1605		Message text	Error reading TRACE.DEF
		Cause	– The “TRACE.DEF” file could not be read at the start of trace recording.
		Monitor	– When starting a trace.
		Effect	–
		Remedy	– Make “TRACE.DEF” available, start or check FTP server.
1606		Message text	InterBus : bus error <segment, position>
		Cause	– Error or malfunction in data transmission on the Interbus.
		Monitor	–
		Effect	– Data transmission on the Interbus is stopped, outputs are reset.
		Remedy	– Troubleshooting with CMD (Phoenix diagnostic tool).
1607		Message text	InterBus : bus warning <segment, position>
		Cause	– Malfunction in the bus module specified (Segment Position).
		Monitor	–
		Effect	– Outputs are reset.
		Remedy	– Eliminate the error in the specified module, diagnosis with CMD software (Phoenix).
1608		Message text	Assignment of function value to \$CYCFLAG inadmissible
		Cause	– Return value of a BOOL function has been assigned directly to a \$CYCFLAG.
		Monitor	– In program processing.
		Effect	– Ramp-down braking. All active commands inhibited.
		Remedy	– Alter the program, acknowledge message.

























1609		Message text	Assignment of runtime value to \$CYCFLAG inadmissible
		Cause	- A \$CYCFLAG has been assigned local runtime data.
		Monitor	- In program processing.
		Effect	- Ramp-down braking. All active commands inhibited.
		Remedy	- Alter the program (use global variables only), acknowledge message.
1610		Message text	ERROR IN CONFIGURATION FILE
1611		Message text	MAC-ID IN USE
1612		Message text	ERROR DURING TASK START
1613		Message text	ERROR DURING ALLOCATE DEVICE **
1614		Message text	ERROR DURING SCAN DEVICE **
1615		Message text	"PRIO" 40-80 CLOSED
1616		Message text	Start locked <string>
		Cause	- Start is inhibited during insertion of one or more blocks in PROCOR.
1617		Message text	InterBus: bus error in slave ring
		Cause	- Bus error in the ring of the higher-level controller (PLC, etc.).
		Monitor	-
		Effect	- Automatic External interface deactivated.
		Remedy	- Rectify bus error in higher-level ring.
2000		Message text	NEW BLOCK IS NOT A DECLARATION
2001		Message text	BINARY OUTPUT SIGNAL EXPECTED
2002		Message text	INCORRECT INITIALIZATION
2003		Message text	FAULTY INITIALIZATION VALUE
2004		Message text	"DEFDAT" EXPECTED
2005		Message text	VARIABLE NOT INITIALIZED
2006		Message text	"CA" EXPECTED
2007		Message text	"DEF" OR "DEFFCT" EXPECTED
2008		Message text	BLOCK CANNOT BE MODIFIED

























2009		Message text	GLOBAL SR/FCT CANNOT BE RENAMED
2010		Message text	DATA LIST CANNOT BE RENAMED
2011		Message text	DIFFERENT TYPES WITH CHANGE OF INITIAL VALUE
2012		Message text	SUB CANNOT BE LINKED TO SRC
2013		Message text	VARIABLE CANNOT BE RENAMED
2014		Message text	INDEX CANNOT BE CHANGED
2015		Message text	NOT A SYSTEM SUBROUTINE
2016		Message text	NOT A SYSTEM FUNCTION
2017		Message text	SYNTAX ERROR IN P_PATH
2018		Message text	UNUSED EXTERNALLY DECLARED SUBROUTINE
2019		Message text	EXPECTED EXT. SUBROUTINE, FOUND FUNCTION
2020		Message text	EXTERNAL FUNCTION EXPECTED, SUBROUTINE FOUND
2021		Message text	DATA LIST NOT "PUBLIC"
2022		Message text	IMPORTED VARIABLE NOT DECLARED IN DATA LIST
2023		Message text	IMPORTED VARIABLE NOT DECLARED IN DATA LIST
2024		Message text	IMPORTED VARIABLE TYPE/DIMENSION CONFLICT
2025		Message text	EXTERNAL AND SR/FCT DECLARATIONS DO NOT MATCH
2026		Message text	EXTERNAL AND SR/FCT DECLARATIONS DO NOT MATCH
2027		Message text	IMPORT INTERFACE NOT CORRECT
2028		Message text	EXT[FCT] AND DEF[FCT] PARAMETERS ARE INCOMPATIBLE
2029		Message text	SYNTAX ERROR IN MODULE
2030		Message text	MODULE USED BY ANOTHER PROCESS
2031		Message text	MODULE PACKAGE NOT AVAILABLE
2032		Message text	ILLEGAL COMMAND

























1 Error messages / troubleshooting (continued)

























2033		Message text	END OF BLOCK OR COMMENT EXPECTED
2034		Message text	INSERT BEFORE FIRST BLOCK NOT ALLOWED
2035		Message text	INVALID BLOCK NUMBER
2036		Message text	ONLY COMMENT MAY BE ENTERED AFTER "ENDDAT"
2037		Message text	ILLEGAL OR UNKNOWN BLOCK
2038		Message text	DECLARATION NOT IN DECLARATION SECTION
2039		Message text	INSTRUCTION NOT IN INSTRUCTION SECTION
2040		Message text	INITIAL VALUE BLOCK NOT INITIALIZATION SECTION
2041		Message text	ERROR IN "DEFDAT", INSERT NOT SUCCESSFUL
2042		Message text	"DEFDAT" NOT ALLOWED
2043		Message text	ERROR IN GLOBAL "DEF"/"DEFFCT"
2044		Message text	"DEF"/"DEFFCT" NOT ALLOWED
2045		Message text	"END"/"ENDFCT"/"ENDDAT" NOT ALLOWED HERE
2046		Message text	"EXT"/"EXTFCT"/"IMPORT" NOT ALLOWED HERE
2047		Message text	FILE NOT FOUND
2048		Message text	ERROR ON ENTERING THE DATA LIST
2049		Message text	INITIAL VALUE NOT ALLOWED HERE
2050		Message text	INITIAL VALUE SYNTAX INCORRECT
2051		Message text	NAME IN FIRST LINE MUST BE SAME AS MODULE NAME
2052		Message text	ARRAY NAME ENTERED NOT ALLOWED HERE
2053		Message text	INITIAL VALUE OF INDEX ALREADY EXISTS
2054		Message text	'=' EXPECTED
2055		Message text	REAL CONSTANT EXPECTED
2056		Message text	'{' EXPECTED

























2057		Message text	COMPONENT NOT PART OF VARIABLE TYPE
2058		Message text	CONSTANT NAME NOT PART OF VARIABLE TYPE
2059		Message text	STRING CONSTANT TOO LONG
2060		Message text	ARRAY INDEX ENTERED INADMISSIBLE HERE
2061		Message text	AGGREGATE COMPONENT INITIALIZED MORE THAN ONCE
2062		Message text	INFORMATION LOSS POSSIBLE ON CHANGE OF TYPE
2063		Message text	INTEGER, REAL OR CHARACTER CONSTANT EXPECTED
2064		Message text	CHARACTER OR INTEGER CONSTANT EXPECTED
2065		Message text	"TRUE" OR "FALSE" EXPECTED
2066		Message text	ENUM CONSTANT TYPE DOES NOT MATCH ENUM VARIABLE
2067		Message text	COMPONENT ARRAY SPEC. MULTIDIMENSIONAL
2068		Message text	ARRAY SUBSCRIPT MISSING
2069		Message text	COMPONENT IS NO ARRAY
2070		Message text	'#' OR ENUM TYPE NAME EXPECTED
2071		Message text	STRUCTURE TYPE NAME EXPECTED
2072		Message text	TYPENAME INCOMPATIBLE WITH TEXT
2073		Message text	COMPONENT NEITHER PART OF "FRAME" OR "POS"
2074		Message text	ASCENDING INDICES EXPECTED
2075		Message text	NUMBER TOO LOW
2076		Message text	'IS' EXPECTED
2077		Message text	INTEGER CONSTANT EXPECTED
2078		Message text	IDENTICAL PREDEFINED SIGNAL NAMES EXPECTED
2079		Message text	COMPONENT TYPE UNKNOWN
2080		Message text	PROTOCOL VARIABLE DECLARED IMPLICITLY

























2081		Message text	"POS", "FRAME", OR "AXIS" EXPECTED
2082		Message text	VARIABLE WITH STRUCTURE TYPE EXPECTED
2083		Message text	PREDEFINED SIGNAL EXPECTED
2084		Message text	PREDEFINED CHANNEL NAME EXPECTED
2085		Message text	']' EXPECTED
2086		Message text	ARRAY LIMIT MISSING
2087		Message text	',' EXPECTED
2088		Message text	SIGNAL INDEX TOO LARGE
2089		Message text	..' EXPECTED
2090		Message text	ONE DIMENSIONAL CHAR FIELD EXPECTED
2091		Message text	"IN" OR "OUT" EXPECTED
2092		Message text	SYNTAX ERROR IN ARRAY SPECIFICATION
2093		Message text	POS. INTEGER, "]" OR "," EXPECTED
2094		Message text	NO MORE THAN THREE DIMENSIONS ALLOWED
2095		Message text	RELATIVE P_PATH NOT COMPATIBLE WITH NODE
2096		Message text	"]" OR "," EXPECTED
2097		Message text	STRUCTURE TYPE VARIABLE NOT ALLOWED
2098		Message text	VARIABLE NOT DECLARED IN DATA LIST
2099		Message text	ARRAY INDEX EXCEEDS ARRAY LIMITS
2100		Message text	POSITIVE INTEGER EXPECTED
2101		Message text	ARRAY INDEX NOT COMPATIBLE WITH INDEX
2102		Message text	ARRAY LIMIT EXCEEDED
2103		Message text	NO VARIABLE EXISTS WITH THIS NAME
2104		Message text	PARAMETER SPECIFICATION NOT ALLOWED IN DATA LIST

























2105		Message text	LOCAL PARAMETER TYPE DEFINED LOCALLY
2106		Message text	BLOCK CANNOT BE DELETED
2107		Message text	DELETE MODULE BY MEANS OF DEDICATED FUNCTION
2108		Message text	"ERROR" TOKEN IN I-CODE
2109		Message text	END STATEMENT MISSING
2110		Message text	INCORRECT END OF CONTROL STRUCTURE
2111		Message text	SUBROUTINE/FUNCTION INCORRECTLY COMPLETED
2112		Message text	IDENTIFIER NOT DECLARED
2113		Message text	PROTOCOL VARIABLE MUST BE OF STRUCTURE TYPE
2114		Message text	CORRECT TYPE ENTRY UNAVAILABLE
2115		Message text	COMPONENT TYPE NOT DEFINED OR CORRECTLY DEFINED
2116		Message text	TYPE OF A PARAMETER IS DEFINED LOCALLY
2117		Message text	ENDDAT STATEMENT MISSING
2118		Message text	TYPE CHANGE FOR INITIAL VALUE NOT POSSIBLE
2119		Message text	COMPILE LOC. NOT COMPATIBLE WITH CALL LOCATION
2120		Message text	OBJECT MUST BE DECLARED IN DATA LIST OR IMPLICITLY
2121		Message text	INCORRECT DIMENSION
2122		Message text	NAME NOT DECLARED AS ARRAY
2123		Message text	NAME NOT DECLARED AS FUNCTION
2124		Message text	VARIABLE NOT DECLARED IN DATA LIST
2125		Message text	COMPONENT NOT PART OF TYPE
2126		Message text	NO STRUCTURE DATA TYPE
2127		Message text	FORMAL PARAMETER DECLARATION MISSING
2128		Message text	MORE ACTUAL THAN FORMAL PARAMETERS SPECIFIED

























2129		Message text	FORMAL PARAMETER NOT DEFINED
2130		Message text	NOT ALLOWED EXPRESSION AFTER RETURN INSTRUCTION
2131		Message text	EXPRESSION AFTER RETURNING INSTRUCTION MISSING
2132		Message text	NO INTERFACES ALLOWED
2133		Message text	TYPE MUST BE "POS", "FRAME", "AXIS"
2134		Message text	OBJECT TYPE NOT VALID
2135		Message text	NAME NOT DECLARED AS SUBROUTINE
2136		Message text	LOCAL SUBROUTINE NOT ALLOWED IN PROCESS COMMANDS
2137		Message text	NAME NOT DECLARED AS SIMPLE VARIABLE
2138		Message text	NO NAME OF SUCH A CONSTANT TYPE
2139		Message text	SPECIFIED TYPE IS NOT ENUM TYPE
2140		Message text	NO ENUM TYPE SPECIFIED
2141		Message text	INDEXING OR [] NOT ALLOWED
2142		Message text	INDEXING OR [] EXPECTED
2143		Message text	END OF CONTROL STRUCTURE NOT ALLOWED HERE
2144		Message text	"ENDLOOP" MISSING
2145		Message text	"ENDWHILE" MISSING
2146		Message text	"ENDFOR" MISSING
2147		Message text	"UNTIL" MISSING
2148		Message text	"ENDIF" MISSING
2149		Message text	"ENDSWITCH" MISSING
2150		Message text	"SWITCH" CONTAINS NO "CASE"
2151		Message text	NO "CASE" AFTER "SWITCH"
2152		Message text	"CASE"/"DEFAULT" AFTER "DEFAULT"

























2153		Message text	"EXIT" NOT IN LOOP BODY
2154		Message text	NAME NOT DECLARED AS CHANNEL
2155		Message text	NAME NOT DECLARED AS LABEL
2156		Message text	JUMP DESTINATION NOT DECLARED LOCALLY
2157		Message text	JUMP DESTINATION NOT DECLARED GLOBALLY
2158		Message text	JUMP TO LABEL NOT ALLOWED
2159		Message text	THERE EXISTS AN INVALID JUMP TO THIS LABEL
2160		Message text	"THEN" EXPECTED
2161		Message text	"DO" EXPECTED
2162		Message text	INVALID INPUT CHARACTER
2163		Message text	COUNT EXCEEDED
2164		Message text	NO "/" IN P_PATH
2165		Message text	WILDCARD NOT ALLOWED
2166		Message text	NO FILE NAME
2167		Message text	NAME TOO LONG
2168		Message text	INVALID EXTENSION
2169		Message text	PATH INCORRECT
2170		Message text	BLANK CHARACTER INVALID
2171		Message text	EXTENSION NOT ALLOWED
2172		Message text	CHANNEL HANDLE EXPECTED
2173		Message text	ABSOLUTE PATH EXPECTED
2174		Message text	'TO' EXPECTED
2175		Message text	USER, DEVICE OR NODE TYPE NAME EXPECTED
2176		Message text	"OBJ", "NODE", "USER", "PERI" EXPECTED

























2177		Message text	"NODE", "USER", "PERI" EXPECTED
2178		Message text	VALUE MISSING
2179		Message text	"NODE" MUST FOLLOW
2180		Message text	"BVS" OR "MSD" MUST FOLLOW
2181		Message text	"DEV" MUST FOLLOW
2182		Message text	CONSTANT OR VARIABLE EXPECTED
2183		Message text	OPTION ENTERED TWICE
2184		Message text	OPTION EXPECTED AFTER MINUS SIGN
2185		Message text	BLOCK NUMBER EXPECTED
2186		Message text	BLOCK NUMBER MUST BE POSITIVE
2187		Message text	STRING EXPECTED
2188		Message text	STRING EXPECTED
2189		Message text	INITIAL BLOCK NUMBER > FINAL BLOCK NUMBER
2190		Message text	ATTRIBUTE NAME MUST FOLLOW
2191		Message text	CONSTANT FOR KEY MUST FOLLOW
2192		Message text	EXTENSION MISSING
2193		Message text	EXTENSION OR '.' INVALID
2194		Message text	"WHEN" EXPECTED
2195		Message text	CHANNEL NAME EXPECTED
2196		Message text	ABSOLUTE PATH AFTER DEVICE/CHANNEL NAME EXPECTED
2197		Message text	"INFO" EXPECTED
2198		Message text	"MESSAGE" EXPECTED
2199		Message text	INTEGER CONSTNT EXPECTED
2200		Message text	KI EXPECTED: 1<=I<=12

























2201		Message text	"+" OR "-" EXPECTED
2202		Message text	"VAR" EXPECTED
2203		Message text	ONLY "I", "B", "H", "V" ALLOWED AS OPTION ONLY
2204		Message text	ERROR AT END OF BLOCK
2205		Message text	"SEC", "FOR" OR "CLOCK" EXPECTED
2206		Message text	CHANNEL NAME MISSING
2207		Message text	NAME NOT DECLARED AS CHANNEL
2208		Message text	"DEL" MUST FOLLOW
2209		Message text	TOO MUCH MEMORY REQUIRED FOR DYNAMIC VARIABLE
2210		Message text	"," EXPECTED
2211		Message text	SYMBOL IS NOT AT BEGINNING OF EXPR./VALUE ASSIGNMENT
2212		Message text	LABEL NOT DECLARED LOCALLY
2213		Message text	"WAIT CLOCK" NOT AVAILABLE IN PACKAGE 1
2214		Message text	ARRAY CONTAINS TOO MANY ELEMENTS
2215		Message text	TYPE TOO LARGE
2216		Message text	ENTRY IN SYMBOL TABLE IS NOT LABEL
2217		Message text	"USER", "ACCESS" OR "COMMENT" EXPECTED
2218		Message text	NESTING DEPTH EXCEEDED
2219		Message text	OPERAND OR EXPRESSION EXPECTED
2220		Message text	")" EXPECTED
2221		Message text	NAME OF LOOP VARIABLE EXPECTED
2222		Message text	EXPRESSION TYPE NOT EQUAL TO STAT_T
2223		Message text	EXPRESSION TYPE NOT EQUAL TO INT, REAL, CHAR, BOOL, ENUM
2224		Message text	CONSTANT EXPECTED
























2225		Message text	POSITIVE INTEGER CONSTANT EXPECTED
2226		Message text	INVALID SIGN
2227		Message text	LEFT OPERAND NOT EQUAL TO INT, REAL
2228		Message text	RIGHT OPERAND NOT EQUAL TO INT, REAL
2229		Message text	BOTH OPERANDS NOT EQUAL TO INT, REAL
2230		Message text	LEFT OPERAND NOT EQUAL TO INT, CHAR
2231		Message text	RIGHT OPERAND NOT EQUAL TO INT, CHAR
2232		Message text	BOTH OPERANDS NOT EQUAL TO INT, CHAR
2233		Message text	LEFT OPERAND NOT EQUAL TO BOOL
2234		Message text	RIGHT OPERAND NOT EQUAL TO BOOL
2235		Message text	BOTH OPERANDS NOT EQUAL TO BOOL
2236		Message text	LEFT OPERAND NOT EQUAL TO INT, REAL, CHAR, ENUM
2237		Message text	RIGHT OPERAND NOT EQUAL TO INT, REAL, CHAR, ENUM
2238		Message text	BOTH OPERANDS NOT EQUAL TO INT, REAL, CHAR, ENUM
2240		Message text	LEFT OPERAND NOT EQUAL TO INT, REAL, BOOL, CHAR, ENUM
2241		Message text	RIGHT OPERAND NOT EQUAL TO INT, REAL, BOOL, CHAR, ENUM
2242		Message text	OPERANDS NOT EQUAL TO INT, REAL, BOOL, CHAR, ENUM
2243		Message text	OPERAND TYPES NOT COMPARABLE
2244		Message text	LEFT OPERAND NOT EQUAL TO POS, FRAME
2245		Message text	RIGHT OPERAND NOT EQUAL TO POS, FRAME
2246		Message text	OPERANDS NOT EQUAL TO POS, FRAME
2247		Message text	BOTH SIDES OF THE VALUE ASSIGNMENT ARE NOT COMPATIBLE
2248		Message text	EXPRESSION NOT EQUAL TO INT, REAL
2249		Message text	EXPRESSION NOT EQUAL TO INT











2250		Message text	EXPRESSION NOT EQUAL TO BOOL
2251		Message text	EXPRESSION NOT EQUAL TO POS, FRAME
2252		Message text	EXPRESSION NOT EQUAL TO POS, FRAME, AXIS
2253		Message text	VARIABLE OR ARRAY ELEMENT EXPECTED
2254		Message text	SELECTION INVALID HERE
2255		Message text	EXPRESSION NOT EQUAL TO CHAR, INT, ENUM
2256		Message text	OPERAND NOT EQUAL TO INT, REAL
2257		Message text	OPERAND NOT EQUAL TO, CHAR
2258		Message text	OPERAND NOT EQUAL TO BOOL
2259		Message text	LEFT OPERAND: ARRAY OR PATH INVALID
2260		Message text	RIGHT OPERAND: ARRAY INVALID
2261		Message text	RIGHT OPERAND: ARRAY WITH DIMENSION > 1 INVALID
2262		Message text	ARRAY AS OPERAND INVALID
2263		Message text	TYPE OF LOOP VARIABLE NOT EQUAL TO INT
2264		Message text	EXPRESSION TYPE NOT "MODUS_T"
2265		Message text	COMMA OR ")" EXPECTED
2266		Message text	TYPE COMPONENT INCOMPATIBLE WITH TYPE INITIAL VALUE
2267		Message text	LEFT SIDE: ARRAY INVALID
2268		Message text	RIGHT SIDE: ARRAY INVALID
2269		Message text	RIGHT STRING CONSTANT => LEFT INDEXING
2270		Message text	TYPE OF LEFT AND RIGHT HAND SIDE INCOMPATIBLE
2271		Message text	PATH EXPRESSION REQUIRED! (ARRAY!)
2272		Message text	PATH EXPRESSION INVALID
2273		Message text	ARRAY INVALID









2274		Message text	TYPE ACTUAL/FORMAL PARAMETER INCOMPATIBLE
2275		Message text	TYPE ACTUAL/FORMAL PARAMETER INCOMPATIBLE
2276		Message text	DIMENSION INCOMPATIBLE
2277		Message text	ARRAY DIMENSION GREATER THAN 1 NOT ALLOWED
2278		Message text	RETURN VALUE: STRING CONSTANT ARRAY INVALID
2279		Message text	TYPE RETURN VALUE INCOMPATIBLE WITH TYPE FUNCTION
2280		Message text	RIGHT OPERAND: PARENTHESES INVALID IN PATH EXPRESSIONS
2281		Message text	PARENTHESES NOT ALLOWED FOR PATH EXPRESSIONS
2282		Message text	FIRST CONSTANT INCOMPATIBLE WITH THIS CONSTANT
2283		Message text	CONSTANT TYPE INCOMPATIBLE WITH EXPR. TYPE IN SWITCH
2284		Message text	NO SELECTION OF ENTIRE ARRAYS
2285		Message text	COMPONENT NAME EXPECTED
2286		Message text	COMPONENT SPECIFIED TWICE
2287		Message text	“,” OR “}” EXPECTED
2288		Message text	“]” EXPECTED
2289		Message text	INCORRECT RANGE SPECIFICATION
2290		Message text	CONSTANT EXPECTED
2291		Message text	NAME OF A STRUCTURE DATA TYPE EXPECTED
2292		Message text	NO DATA TYPE NAME: CREATION NOT ALLOWED
2293		Message text	COMPONENT NOT DECLARED AS ARRAY
2294		Message text	“#”EXPECTED
2295		Message text	ARRAY COMPONENTS CANNOT BE INDEXED
2296		Message text	NOT A NAME OF A CONSTANT OF THIS TYPE
2297		Message text	COMPONENT DECLARED AS ARRAY: INDEXING EXPECTED

2298		Message text	AGGREGATE TYPE (POS) INCOMPATIBLE WITH CONTEXT
2299		Message text	EXPECTED CONSTANT TYPE UNKNOWN
2300		Message text	NOT A NAME OF AN ENUM DATA TYPE
2301		Message text	NOT AN AXIS COMPONENT
2302		Message text	NOT A FRAME COMPONENT
2303		Message text	NOT A POS COMPONENT
2304		Message text	INCORRECT END OF PARAMETER LIST
2305		Message text	NAME OF A SUBROUTINE EXPECTED
2306		Message text	RELATIVE PATH INVALID
2307		Message text	ANALOG INPUT EXPECTED
2308		Message text	DIGITAL INPUT EXPECTED
2309		Message text	"("EXPECTED
2310		Message text	DIGITAL INPUT NOT ALLOWED HERE
2311		Message text	TYPE OF FORMAL PARAMETER INVALID
2312		Message text	PROGRAM NOT AVAILABLE
2313		Message text	NO ERROR
2314		Message text	NO FILE NAME SPECIFIED
2315		Message text	FILE NAME TOO LONG
2316		Message text	FILE NAME MAY NOT CONTAIN "."
2317		Message text	HIERARCH. NO. NOT IN SEARCH PATH
2318		Message text	PARAMETERS TO BE DECLARED IN MODULE
2319		Message text	"ON", "OFF", "ENABLE", "DISABLE", "DECL" EXPECTED
2320		Message text	SIGNAL NAME CANNOT BE CHANGED
2321		Message text	PREDEFINED SIGNAL CANNOT BE CHANGED

2322		Message text	SIGNAL TYPES ARE DIFFERENT
2323		Message text	SIGNAL TYPE CANNOT BE CHANGED
2324		Message text	DUAL DECLARATION
2325		Message text	TYPE UNKNOWN
2326		Message text	NAME EXPECTED
2327		Message text	TYPE EXPNAME OF A SIGNAL EXPECTED
2328		Message text	“.” EXPECTED
2329		Message text	COMBINED ANALOG SIGNALS INADMISSIBLE
2330		Message text	NAME OF A SIGNAL EXPECTED
2331		Message text	ANALOG OUTPUT EXPECTED
2332		Message text	ARRAY ELEMENT/VARIABLE NOT TYPE REAL
2333		Message text	“*” EXPECTED
2334		Message text	REAL CONSTANT, VARIABLE OR ARRAY ELEMENT EXPECTED
2335		Message text	COMBINED SIGNAL MORE THAN 32 BITS
2336		Message text	“ON” OR “OFF” EXPECTED
2337		Message text	ARRAY LIMITS INVALID IN PARAMETER SPECIFICATION
2338		Message text	ARRAY LIMITS INVALID IN PARAMETER SPECIFICATION
2339		Message text	TEACH-IN FOR TYPE INVALID
2340		Message text	RECOMPILE BLOCK
2341		Message text	INT. CONSTANT NOT EQUAL 0 EXPECTED
2342		Message text	NO MORE THAN 12 CHARACTERS
2343		Message text	NO GLOBAL PROCEDURE AVAILABLE
2344		Message text	“DISTANCE” EXPECTED
2345		Message text	“DELAY” EXPECTED

2346		Message text	"PRIO" EXPECTED
2347		Message text	"PRIO" BETWEEN 40 AND 80 NOT ALLOWED
2348		Message text	"DISTANCE": ONLY 1 OR 0 ALLOWED
2349		Message text	ASSIGNMENT TO CONSTANT NOT PERMISSIBLE
2350		Message text	RUNTIME DATA OF THE MAIN PROGRAM CANNOT BE USED
2351		Message text	RUNTIME DATA CANNOT BE USED
2700		Message text	<object name> BLOCK NOT AVAILABLE
2701		Message text	<object name> BLOCK TOO LONG
2702		Message text	<object name> BLOCK TOO LONG OR INCORRECTLY COMPLETED
2703		Message text	TOO MANY ELEMENTS IN <object name> ARRAY
2704		Message text	<object name> NO DYNAMIC MEMORY AVAILABLE
2705		Message text	BLOCK <object name> CANNOT BE FORMATED
2706		Message text	BLOCK <object name> CANNOT BE DECOMPILED
2707		Message text	BLOCK <object name> UNAVAILABLE
2708		Message text	STACKING DEPTH <object name> EXCEEDED
2709		Message text	<object name> LINK LIST CANNOT BE EXTENDED
2710		Message text	<object name> TOO MANY LOCAL SUBROUTINES
2711		Message text	<object name> has reached maximum size
		Cause	- When a module has reached the maximum size (65536 bytes) the message "SRC HAS REACHED MAXIMUM SIZE AND CANNOT BE ENLARGED", for example, is displayed.
2712		Message text	<object name> NOT ENOUGH MEMORY, FILE OPEN ERROR
2713		Message text	<object name> NO FREE PHYSICAL MEMORY
2714		Message text	<object name> NO FREE VIRTUAL MEMORY
2800		Message text	INTERNAL COMPILER ERROR <object name>
2801		Message text	<object name> ERROR IN MEMORY MANAGER <error number>

2803		Message text	UNDEFINED SYNTAX ERROR
2821		Message text	\$ORI_TYPE implicitly set to #VAR
		Cause	<ul style="list-style-type: none"> - The external TCP is activated for operating mode "T1" or "T2" (\$IPO_MODE = TCP) and the orientation control \$ORI_TYPE is set to #JOINT. This combination is not permissible.
		Monitor	-
		Effect	- \$ORI_TYPE is implicitly set to #VAR.
		Remedy	<ul style="list-style-type: none"> - Set \$IPO_MODE to #BASE - Set \$ORI_TYPE to #VAR or #CONSTANT
2822		Message text	Blending \$ORI_TYPE=#VAR/#CONSTANT to \$ORI_TYPE=#JOINT not possible
		Cause	<ul style="list-style-type: none"> - Inconsistent axis angle in CP-CP approximation from \$ORI_TYPE = #VAR or #CONSTANT to \$ORI_TYPE = #JOINT. This happens if one of the wrist axis angles turns too greatly during a non-OriJoint CP motion (see also message #1491).
		Monitor	-
		Effect	- Exact stop
		Remedy	- Avoid excessive rotation of the wrist axis angles during non-OriJoint motions.
2829		Message text	OriJoint not possible: Configuration of start and target position differs
		Cause	<ul style="list-style-type: none"> - This occurs when the TCP is moved over the extension of the line A 2 – A 3 ("elbow configuration"). This prevents the TCP from moving with a different orientation to a programmed point.
		Monitor	-
		Effect	- Ramp-down braking; the motion block cannot be executed with \$ORI_TYPE = #JOINT.
		Remedy	<ul style="list-style-type: none"> - Set \$ORI_TYPE to #VAR or "CONSTANT" - Change the orientation of the end point
4300		Message text	<object name> COMPILE ?
4301		Message text	<object name> COPY ?
4302		Message text	<object name> OVERWRITE ?
		Cause	- A file that is to be copied already exists.
		Monitor	- In command processing.
4303		Message text	<object> DELETE ?
4304		Message text	<object> LINK ?
4305		Message text	<object> UNLINK ?

4307		Message text	DELETE COMPLETE PROCEDURE ?
		Cause	- DEF block is to be deleted. The DEF block can be deleted only together with the complete procedure.
		Monitor	- In command processing.
		Effect	- None.
		Remedy	- None.
4308		Message text	DELETE COMPLETE INITIALIZATION ?
		Cause	- An array declaration is to be deleted for which there is a subsequent initialization (also subsequent blank lines). These have to be deleted too.
		Monitor	- In command processing.
		Effect	- None.
		Remedy	- None.
4309		Message text	<object name> PROGRAM, OVERWRITE ?
		Cause	- The file already exists and the operator intends to recreate it (COPY).
		Monitor	- None.
4310		Message text	<object name> SELECTED, OVERWRITE ?
		Cause	- The file already exists, is selected and the operator intends to recreate it.
		Monitor	- Command processing (COPY command).
		Effect	- None.
4311		Message text	<object name> PROGRAM DELETE ?
		Cause	- The file that is to be deleted is a program.
		Monitor	- Command processing (DELETE command).
		Effect	- None.
4312		Message text	<object name> SELECTED, DELETE
		Cause	- The file that is to be deleted is selected.
		Monitor	- Command processing (DELETE command).
		Effect	- None.
4314		Message text	DIRECTORY NOT FOUND ! CREATE ?
		Cause	- The destination directory has not yet been created on the PC.
		Monitor	-
		Effect	-
		Remedy	- Create the directory.
4315		Message text	<file name> ACTIVE : PROCESS STOP ?
		Cause	- Reloading of machine data.
		Monitor	-
		Effect	- Program processing is stopped.

Remedy - The program must be restarted after the machine data have been loaded.

9000  **Message text** *****

Cause - User-programmable message.

Monitor -

Effect -

Remedy -